

STAR



CATALOG

VERSATILE EQUIPMENT ATTACHMENTS FOR ALL APPLICATIONS

**From the beginning,
we've wanted Star
Industries to be the best.**

The best in how we treat our customers, the best in how we work with each other, and the best in the results we achieve. These differences are captured in the 30 "Fundamentals" that are the foundation for our unique culture. We call it: The Star Way.

CONTENTS

01

FORKLIFT ATTACHMENTS

- 6 Jib Boom
- 8 Quick Tach (QT) Truss Boom
- 10 Heavy Duty Forklift Buckets
- 12 Heavy Duty Self-Dump Buckets
- 14 Heavy Duty Self-Dump Hoppers
- 16 Heavy Duty Trash Hoppers
- 18 Concrete Hopper
- 19 Universal Lift Hook
- 20 Lift-N-Tow
- 22 Load-N-Tow
- 24 Safety Loading Platform
- 26 Safety Work Platform
- 28 Industrial Work Platforms
- 30 Heavy Duty Spreader Bar
- 32 Wire Mesh Handler

02

SKID-STEER

- 36 Slab Eater
- 38 Heavy Duty Skid-Steer Buckets
- 40 Extreme Duty Skid-Steer Buckets
- 42 Concrete Placement Bucket
- 43 Heavy Duty Skeleton Bucket
- 44 Heavy Duty Grapple Bucket
- 46 Root Grapple
- 48 Trash & Loose Material Hopper
- 49 Skid-Steer Trencher
- 50 Skid-Steer Brush Cutter
- 51 Skid-Steer Power Rake
- 52 Skid-Steer Breaker
- 53 Universal Grapple Adapter

03

MINI SKID-STEER

- 56 Mini Skid-Steer Bucket
- 58 Mini Root & Grapple Buckets
- 60 Mini Concrete Placement Bucket

04

MINI EXCAVATOR

- 64 Mini Excavator Bucket

05

AUGERS

- 68 Auger Drives, Mounts and Hoses
- 70 Heavy Duty Augers

06

FORKS

- 74 Shaft Mounted Forks
- 78 ITA Forks
- 80 Crane Forks
- 82 Heavy Duty Over-The-Bucket Forks
- 84 Forks & Frames
- 86 Fork Extensions
- 87 Custom Forks

07

CRANE ATTACHMENTS

- 90 Crane Lift Box
- 92 Trash Skips
- 94 Heavy Duty Crane Spreader Bar
- 96 Concrete Bucket

08

MASONRY

- 100 Rough Terrain Brick And Block Carts
- 101 Heavy Duty Mortar Buggies
- 102 Heavy Duty Mortar Tubs

09

STORAGE & HANDLING SOLUTIONS

- 106 Hydraulic Hammer Pallet
- 107 Rammer Stand
- 108 Scaffold Transport Pallet
- 109 Paver Breaking Pallet
- 110 Excavator Bucket Rack
- 111 Auger Racks
- 112 Fork Racks — Storage Pallets
- 114 Loader & Forklift Bucket Racks
- 116 Trailer Spotter
- 118 Fork Mover

RESOURCES

- 120 Star Parts
- 126 Star Industries Limited Warranty



SAFETY WORK PLATFORM

01

FORKLIFT ATTACHMENTS

YOU MAY ALSO BE INTERESTED IN:

Fork Extensions	82
Loader & Forklift Bucket Racks	108



Extendable-reach Jib Boom:
Model 1360B

Fixed Length Jib Boom:
Model 1360B-5FXL,
1360B-6FXL, 1360B-7FXL

JIB BOOM

FORKLIFT ATTACHMENTS

Extend the reach of your forklift with a Star Industries heavy duty forklift jib. The telescopic boom extends up to a massive 12' making it the perfect solution to place heavy loads over or under obstacles.

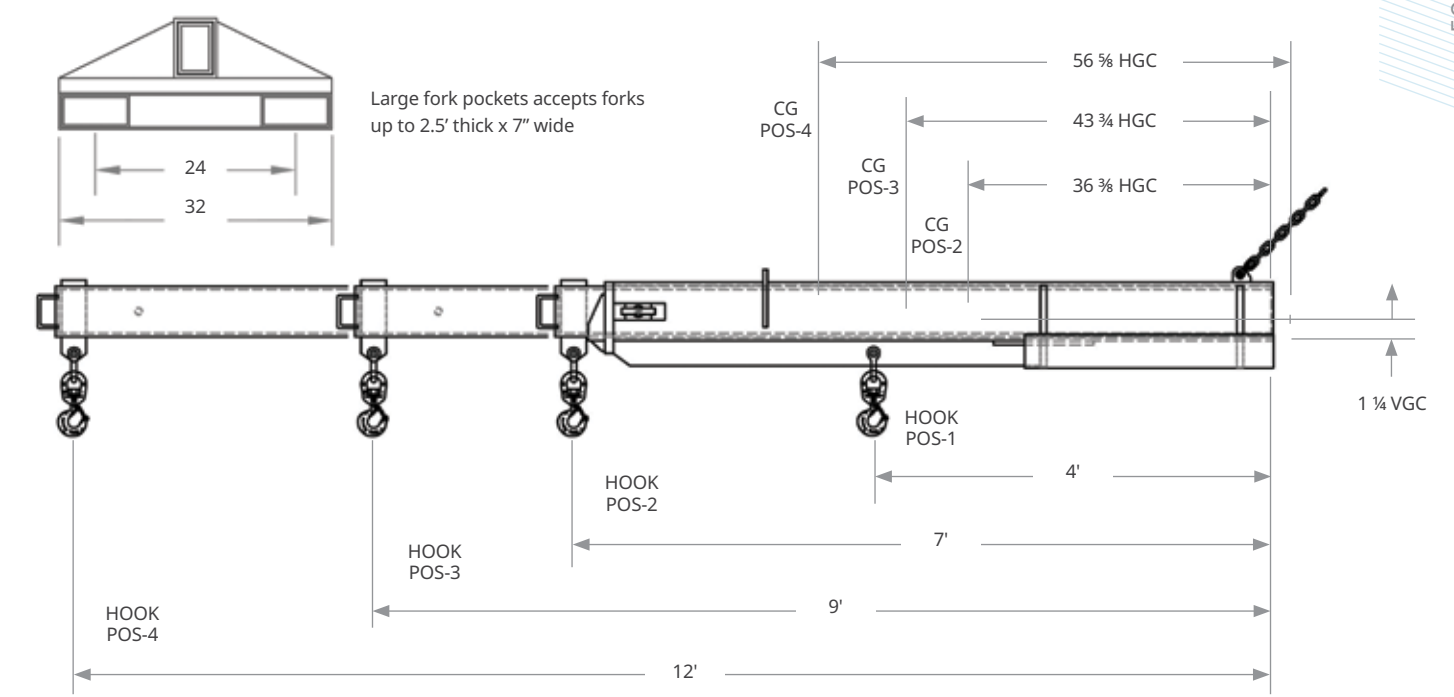
- ➔ Suitable for straight-mast and extendable-reach type forklifts
- ➔ Telescopic two section tubular steel boom
- ➔ Manually telescopes from 7' to 12'
- ➔ Replaceable shackle plate



FEATURES

- ➔ Pull spring-loaded pin to telescope — release pin and boom locks in desired position
- ➔ Internal stop ensures telescopic section cannot be accidentally pulled all the way out
- ➔ Jib slides on the forks and is pinned behind the heel to secure it to the forklift
- ➔ Universal fit (slip-on-the-forks) design permits use on most all forklifts
- ➔ One bolted shackle and swivel hook is included

Extendable-Reach Jib Boom Hook Positions



SPECIFICATIONS

Model	Max Load Capacity	Empty Weight	Extends	Vertical Center of Gravity	Horizontal Center of Gravity
1360B	6,000 lbs	585 lbs	7' 0" to 12' 0"	2.375" above top of fork	Fully retracted: 36 ³ / ₄ " Extended midway: 43 ³ / ₄ " Fully extended: 54 ⁷ / ₁₆ "

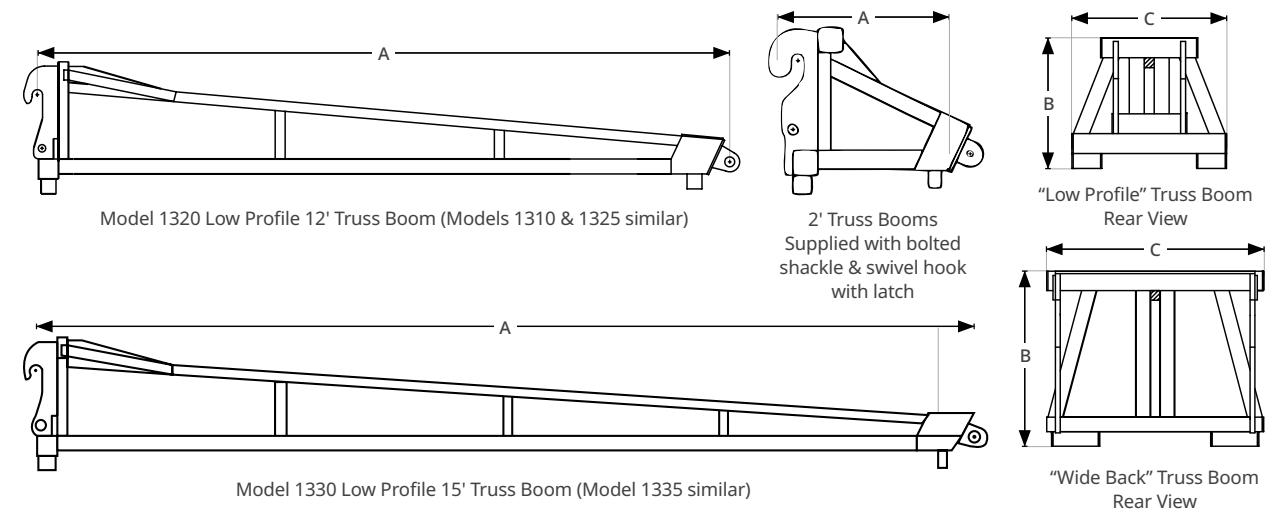
Hook Position	4	3	2	1
Distance	12' 0"	9' 0"	7' 0"	4' 0"
Maximum load on a single hook	2,000 lbs	3,000 lbs	4,000 lbs	6,000 lbs

Fork Pocket Size	Width	Length	Height	Center-to-Center
Pocket ends open	7 ¹ / ₂ "	30"	3 ¹ / ₂ "	24"

FIXED LENGTH JIB OPTIONS

Model	Capacity	Reach
1360B	Varies	Varies
1360B-5FXL	6,000 lbs	5'
1360B-6FXL	5,000 lbs	6'
1360B-7FXL	4,000 lbs	7'





QUICK TACH (QT) TRUSS BOOM

FORKLIFT ATTACHMENTS

Save the cost of an expensive crane with a Star Industries Quick Tach (QT) Truss Boom. With a vertical reach of up to 15' and load capacity from 2,000 lbs to 22,000 lbs, the Star QT Truss Boom is ideal for metal building erection, setting wooden trusses, putting up post frame buildings and many more crane type jobs.

- ➔ Combine the lifting capability of a crane with the speed and maneuverability of an extendable reach forklift
- ➔ Suitable for use on most surfaces including muddy and rough job sites
- ➔ Built to last with fully welded, square tube construction for extra strength and durability



FEATURES

The standard "Low Profile" Truss Boom is used with most forklift models except those that utilize an extra-wide quick-tach design.

JCB Q-Fit, Gehl Dynacarrrier, Bobcat Versa Handler and Ingersoll-Rand models VR518, VR623, VR638 quick-tach designs require the "Wide Back".

Dimensions and empty weights will vary depending on which Quick-Tach is required. Above load ratings are for the truss boom only and do not reflect actual forklift load capabilities. Forklift make, model, quick-tach style and serial number may be required when ordering.

SPECIFICATIONS

Style	Model	A Effective Length	B Effective Height	C Back Width	Capacity	Empty Weight	Overall Length
Low Profile Truss Boom	1302	2'	26.5"	31"	10,000 lbs	± 335 lbs	2' 5"
	1302-12K	2'	26.5"	31"	12,000 lbs	± 341 lbs	2' 5"
	1303	2'	36"	40"	Up to 22,000 lbs	± 550 lbs	2' 5"
	1306	6'	32.9"	38.9"	5,000 lbs	± 670 lbs	6' 7"
	1310	10'	26.5"	31"	2,000 lbs	± 480 lbs	10' 5"
	1320	12'	26.5"	31"	2,000 lbs	± 560 lbs	12' 0"
	1330	15'	26.5"	31"	2,000 lbs	± 640 lbs	15' 5"
Wide Back Truss Boom	1325	12'	36"	45"	2,000 lbs	± 690 lbs	12' 4"
	1335	15'	36"	45"	2,000 lbs	± 795 lbs	15' 4"





Quick-Tach style



Slip-on-Fork style



HEAVY DUTY FORKLIFT BUCKETS

FORKLIFT ATTACHMENTS

Turn your forklift into a loader and reach places where loaders can't! The Star Industries Forklift Bucket is designed for extendable-reach forklifts, making it easy to place materials in hard-to-reach places like elevated positions and behind high walls.

- ➔ Reaches places normal loaders can't
- ➔ Choose from two styles: Quick-Tach and Slip-on-the-Forks
- ➔ Extra deep bucket to carry irregular shaped loads easier
- ➔ Rugged, heavy-duty construction for long life

Quick-Tach

Quick-Tach connects directly to the end of the boom for a safe and strong connection. Removal of the forks and carriage system saves 700 to 1,000 lbs, enabling the telehandler to lift heavier loads.

- ➔ Attaches directly to end of boom by means of telehandler quick-tach
- ➔ Available for most forklifts
- ➔ Extreme Duty available for 15,000 lb or greater forklifts

Gehl DynacARRIER, JCB QFit and Pettibone quick-tachs require HB or HC series buckets

Slip-on-the-Forks — designed for 48" forks

The universal, slip-on-the-fork model can be used with any make and model of extendable-reach forklift that is equipped with standard 48" long forks. The bucket slides on to the forks and secured with pins behind the heel. Because the forks and carriage remain on the forklift, there's less chance of damage or loss to the forks and carriage. This design features a deeper bucket, making transport of irregular shaped loads easier.

- ➔ Accepts forks up to 7" wide x 2½" thick x 48" long
- ➔ Chain & Grab Hook wraps around carriage as a secondary safety measure
- ➔ Positive locking system keeps bucket secured to forks
- ➔ Bucket approx. 51" deep

SPECIFICATIONS

QUICK-TACH BUCKETS

Model	Width	Capacity	Weight
1460	60"	0.80 cuyd	± 640 lbs
1460HB	60"	1.00 cuyd	± 754 lbs
1472	72"	1.00 cuyd	± 715 lbs
1472HB	72"	1.25 cuyd	± 840 lbs
1496	95"	1.25 cuyd	± 875 lbs
1496HB	95"	1.65 cuyd	± 1,020 lbs
1496HC	95"	2.0 cuyd	± 1,290 lbs
1496EXD	97"	2.0 cuyd	± 1,850 lbs

SLIP-ON-THE-FORKS BUCKETS

Model	Width	Capacity	Weight
1400B	60"	1.00 cuyd	555 lbs
1406B	72"	1.20 cuyd	610 lbs
1408B	95"	1.60 cuyd	740 lbs
1408BHC	95"	2.00 cuyd	900 lbs

Fork Pocket size (pocket ends closed)

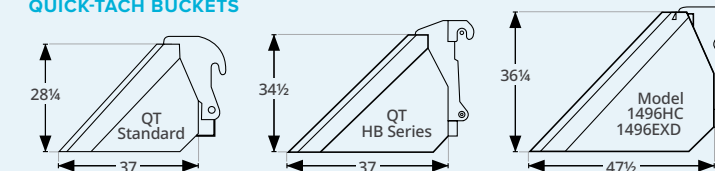
Width	Length	Height	Center-to-Center
7¾"	48"	3"	38"

OPTIONAL BOLT-ON BLADE

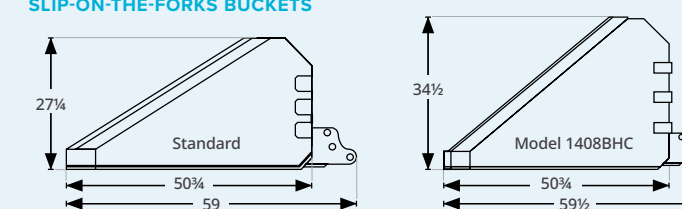
⅝" x 8" Double Bevel Bolt-On Blade can extend bucket life 3 times or more. Available on both Quick-Tach and Slip-on-the-Forks style buckets.



QUICK-TACH BUCKETS



SLIP-ON-THE-FORKS BUCKETS





Manual self-dump bucket



Hydraulic self-dump bucket



HEAVY DUTY SELF-DUMP BUCKETS

FORKLIFT ATTACHMENTS

Turn your forklift into a loader with the Star Industries Self-Dump Bucket. The bucket installs in minutes and is the perfect solution for loading loose material. No modification to the forklift is required. A hydraulic dump option is also available.

- ➔ Load sand, gravel, mulch and most other material
- ➔ Manual dump and hydraulic dump models available
- ➔ Slips on the forks — installs in minutes

Manual Self-Dump Buckets

No modifications or hydraulics required. Simply slide the bucket on the forks and insert the pins to lock it on. The bucket can be tripped with the handle at the back of the bucket or from the operator's seat with the remote rope release. Lowering the bucket to the ground resets the bucket for the next load. The safety lock prevents accidental tripping of the bucket release during transport.

Hydraulic Self-Dump Buckets

The Hydraulic self-dump bucket provides precise control of the discharge. Hydraulic flow from the forklift is required (hydraulic control valve not included). If the forklift is equipped with a hydraulic side shift, flow from that valve can typically be diverted to the bucket cylinder.

SPECIFICATIONS

MANUAL SELF-DUMP BUCKETS

Model	Width	Capacity	Weight
1440SD	45" ID	¼ cuyd	420 lbs
1445SD	45" ID	½ cuyd	525 lbs
1472SD	72" ID	¾ cuyd	668 lbs
1484SD	84" ID	1 cuyd	790 lbs

HYDRAULIC SELF-DUMP BUCKETS

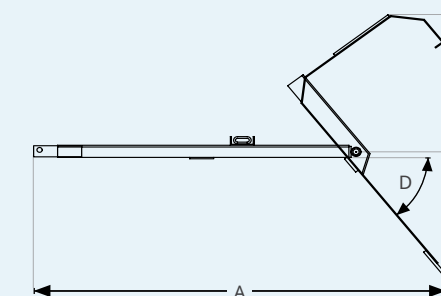
Model	Width	Capacity	Weight
1445SDH	45" ID	½ cuyd	600 lbs
1472SDH	72" ID	¾ cuyd	760 lbs
1484SDH	84" ID	1 cuyd	860 lbs

* Specify length, thickness and width of forks when ordering

A BUCKET TO MATCH THE JOB

Applies to Manual & Hydraulic
Available in ¼, ½, ¾ or 1 cuyd capacities. There is a bucket to match almost any application. The Star Self-Dump Bucket is ideal for many applications but especially useful for masonry supply and landscape supply companies loading small quantities of sand top soil, mulch, or other landscape materials.

Capacity	A	B	C	D
¼ cuyd	57"	18"	19"	60°
½ cuyd	65"	25"	23"	52°
¾ cuyd	65"	25"	23"	52°
1 cuyd	65"	25"	23"	52°





CONSTRUCTION GRADE

HEAVY DUTY SELF-DUMP HOPPERS

FORKLIFT ATTACHMENTS

A Star Industries Self-Dump Hopper is the perfect way to collect, move and dispose of waste around the job site. Constructed from rugged heavy-duty ¼ and ⅜ steel plate (not flimsy sheet metal) the hopper can take plenty of punishment and the large caster wheels (optional) makes it easy to wheel around the job site.

These safety features are standard on all Star Self-Dump Hoppers

Rope Release


Can be used to trip the hopper from the ground or from the operator's seat.

Safety Lock

Prevents accidental discharge when transporting a load. Must be disengaged before hopper will dump.

Safety Chain & Locking Grab Hook

Secures hopper to forklift and prevents hopper from accidentally sliding off forks.



Release Handle

At the back of hopper can be used to dump the load.



- ➔ Available in five popular sizes
- ➔ Suitable for straight-mast and extendable reach forks
- ➔ Ideal for removing concrete, plaster, brick and other construction waste

SPECIFICATIONS

Note: Weight capacity of hoppers with casters is 4,000 lbs less the weight of the hopper. Hopper can not be discharged while suspended with a crane.

Model	Capacity	Weight Capacity (w/o casters)	Base Dimensions	Top Dimensions	Overall Height (w/o casters) Lowest Lip -30.25"	Weight (w/o casters)	Fork Opening Width	Fork Opening Height
1805N	½ cuyd	4,000 lbs	42" x 32"	49" x 32"	36"	460 lbs	23 ½"	2 ¾" ID
1810	1 cuyd	6,000 lbs	48" x 39"	62" x 39"	39"	645 lbs	30 ¼"	2 ¾" ID
1815	1 ½ cuyd	6,000 lbs	55" x 43"	67" x 45"	46"	795 lbs	35 ½"	2 ¾" ID
1820	2 cuyd	6,000 lbs	57" x 58"	66" x 57"	48"	965 lbs	32"	2 ¾" ID
1825	2 ½ cuyd	6,000 lbs	57" x 58"	67" x 57"	55"	995 lbs	32"	2 ¾" ID
1830	3 cuyd	5,000 lbs	57" x 59"	64" x 74"	59"	1,250 lbs	32"	2 ¾" ID
1840	4 cuyd	4,000 lbs	57" x 59"	74" x 84"	59"	1,430 lbs	32"	2 ¾" ID
1850	5 cuyd	4,000 lbs	57" x 59"	74" x 104"	59"	1,570 lbs	32"	2 ¾" ID

FEATURES



Heavy-Duty Casters
Model 1000-0510

Optional heavy-duty steel casters featuring 8" diameter polyurethane wheels with roller bearing



Lifting Hooks
Model 1800-LH

Optional lifting hooks (eyes) for handling hoppers with a crane





HEAVY DUTY TRASH HOPPERS

FORKLIFT ATTACHMENTS

The Star Industries Trash Hopper makes clean-up simple, fast and convenient. Designed for extendable reach forklifts, the hopper attaches easily with a simple pin locking system. The open face design allows unrestricted access making it easy to load and unload.

- ➔ Forklift places the hopper where it's needed — floor, elevated deck or roof
- ➔ Workers load trash as work progresses
- ➔ When the hopper is full, the forklift picks it up and carries it to the disposal area



1430 Trash Hopper with end caps

Rear view show fork pockets with pin locking system and safety chain and locking grab hook

1430 Trash Hopper with horizontal reinforcement

SPECIFICATIONS

Model	Size	Volume	Max Load Capacity	Empty Weight
1420	5'W x 3'H x 5'D	2.7 cuyd	5,000 lbs	775 lbs
1425	5'W x 4'H x 5'D	3.7 cuyd	5,000 lbs	850 lbs
1430	7'W x 4'H x 5'D	5.0 cuyd	5,000 lbs	1015 lbs

Fork Pocket Size	Width	Length	Height	Center-to-Center
Pocket ends closed	7 3/4"	60"	3"	39"

- ➔ Fork pockets accept forks up to 2.5" thick x 7" wide x 60" long
- ➔ Durable 3/16" plate steel sides. Reinforced edges and corners for greater strength and rigidity
- ➔ Full length fork channels add strength to bottom and ensures the correct forklift pickup points
- ➔ 3' Chain & Locking Grab Hook secures the hopper to the carriage as a secondary safety measure

FEATURES

- ➔ Simple and convenient
- ➔ Rugged, safe all-steel construction
- ➔ Easy-to-load with unrestricted front side access — directly wheel in barrows and buggies
- ➔ Universal fit suitable for all forklifts with a 'slip on forks' design
- ➔ 1430 Trash Hopper features horizontal reinforcement which provides additional strength to the hopper's extra wide capacity
- ➔ End caps are included along the front edge of the 1430 Trash Hopper to provide extra strength to the ends of the front edge






CONCRETE HOPPER

FORKLIFT ATTACHMENTS

Save the extra cost of a concrete pump or crane and use your extendable forklift with a Star Industries Concrete Hopper. It's the perfect solution to place concrete in hard-to-reach places and the 3/4 cu yd capacity allows for plenty of concrete to be placed at once.



- ➔ Place concrete in hard to reach areas with your forklift
- ➔ Save the cost of a pump or crane
- ➔ Lets you place concrete when you are ready
- ➔ Universal fit-fork mounted with optional crane pick points



UNIVERSAL LIFT HOOK

FORKLIFT ATTACHMENTS

Don't risk an OSHA citation with straps, cables or chains around bare forks. Lift suspended loads safely and securely with a Star Industries Universal Lift Hook. Suitable for both straight-mast and extendable-reach forklifts, this lift hook has been designed to utilize the full capacity of your forklift.

- ➔ Includes heavy-duty swivel hook with latch and bolted anchor shackle
- ➔ Easily slides on the forks and is pinned behind the heel for fast and easy securement
- ➔ Can be used with straight-mast and extendable-reach forklifts
- ➔ Rugged heavy duty construction for increased durability and long life
- ➔ Safety chain included for additional security

SPECIFICATIONS

Model	Capacity	Empty Weight
1575	3/4 cu yd	770 lbs

- ➔ Accepts forks up to 2.5" thick and up to 7" wide

FEATURES

- ➔ Universal fit (slip-on-the-forks) suitable for both straight mast and extendable reach forklifts
- ➔ Discharge gate manually controlled with the handle. Multiple handle positions are available
- ➔ Adjustable swivel chute included: 30" effective length, swings 40 degrees (20 degrees each side), slope of chute fully adjustable with a chain
- ➔ Fabricated with heavy gauge steel and all welded construction


SPECIFICATIONS

Models available to safely lift from 6,000 lbs to 22,000 lbs
Meets/exceeds OSHA & ANSI requirements

Model	Lift Capacity	Weight	Overall Dimensions	Fork Pocket Size	Center-to-Center of Fork Opening	Pocket Ends
1366	6,000 lbs	105 lbs	29"W x 9 3/4"H x 24 1/4"L	6 3/4" x 3" ID	20"	Open
1370B	10,000 lbs	271 lbs	42"W x 12"H x 28 1/2"L	24"L x 7 1/2" x 2 7/8" ID	34"	Open
1371B	12,000 lbs	277 lbs	42"W x 12"H x 28 1/2"L	24"L x 7 1/2" x 2 7/8" ID	34"	Open
1377	22,000 lbs	440 lbs	44"W x 15 1/2" H x 28 1/2" L	24"L x 8 3/4" x 3 1/2" ID	34"	Open



Adapter with 2" Ball Model 1391
 Adapter with Pintle Hitch Model 1392/1394PH
 Adapter with Combo Hitch Model 1393/1394CH



LIFT-N-TOW

FORKLIFT ATTACHMENTS

Don't risk an OSHA citation. Star Industries Lift-N-Tow is the safe and easy way to lift, load and tow with your forklift. Simply slip over the forks and swap between ball, pintle and combination hitches to lift and tow all types of loads weighing up to a massive 10,000 lbs for the standard Lift-N-Tow, a massive 16,000 lbs towing weight for the Super Duty Lift-N-Tow and 30,000 lbs with the Navy Lift-N-Tow.

- ➔ Universal 'slip on forks' style
- ➔ Easily swap between ball, pintle and combination hitches
- ➔ Rugged heavy-duty construction for increased durability and long life
- ➔ Includes convenient tool tray on 1390B


SPECIFICATIONS

Model	Accepts Forks	Max Lift Capacity on Swivel Hook	Max Lift Capacity on Receiver Jib	Max Gross Towing Weight	Weight (w/o Hitch Adaptor)	Fork Pocket Size	Center-to-Center of Fork Opening	Pocket Ends
Lift-N-Tow 1390B	6"W x 2 3/4" thick	4,000 lbs	2,000 lbs	10,000 lbs	220 lbs	48"L x 6 3/4 x 3" ID	13 1/4"	Open
Super Duty Lift-N-Tow 1395B	8"W x 2 3/4" thick	10,000 lbs	3,000 lbs	16,000 lbs	400 lbs	48"L x 8 3/4 x 3" ID	34 3/4"	Open
Navy Lift-N-Tow 1396C	8"W x 2 3/4" thick	12,000 lbs	6,000 lbs	30,000 lbs	505 lbs	48"L x 8 3/4 x 3" ID	34 3/4"	Open

HITCH ADAPTERS SOLD SEPARATELY

Note: Pintle Hitch included with model 1396C Navy Lift-N-Tow

Model	For Lift-N-Tow Model	Style of Adapter	Max Vertical Lift	Max Gross Towing Weight	Horizontal Center of Gravity	Weight (Adapter Only)
1391	1390B	2" Ball	600 lbs	10,000 lbs	28"	10 lbs
1392	1390B	Pintle	2,000 lbs	10,000 lbs	29"	15 lbs
1393	1390B	Combo	2,000 lbs	10,000 lbs	30"	20 lbs
1394PH	1395B	Pintle	3,000 lbs	16,000 lbs	29"	21 lbs
1394CH	1395B	Combo	3,000 lbs	16,000 lbs	30"	25 lbs



Ramp up to secure load



Ramp down for easy loading



LOAD-N-TOW

FORKLIFT ATTACHMENTS

The Star Industries Load-N-Tow is the easiest way to load and unload heavy and awkward rental equipment. Simply slide it on to the forks and one man can effortlessly load and unload heavy and awkward rental equipment quickly and safely.

- ➔ Shorten customer wait times
- ➔ Cut labor costs and prevent injuries
- ➔ Reduce damage to equipment
- ➔ Built-in receiver for moving equipment

Optional Combo Hitch



SPECIFICATIONS

Model	Dimensions	Empty Weight
1398	48"W x 48"D	330 lbs

FEATURES

- ➔ Ramps lowers for easy loading and unloading
- ➔ Spring loaded pin locks ramp in 'up' position for secure and safe load transportation
- ➔ Built-in receiver for moving trailer mounted equipment. Accepts standard 2" sq. trailer adapter
- ➔ Trailer adapter and hitch optional
- ➔ 3' safety chain and grab hook included





SAFETY LOADING PLATFORM

FORKLIFT ATTACHMENTS

The Star Industries Safety Loading Platform is an attachment needed in every rental yard. Simply slide it on to the forks and one person can effortlessly load and unload heavy and awkward rental equipment quickly and safely.

- ➔ Shortens customer wait time
- ➔ Cuts labor costs
- ➔ Prevents back injuries
- ➔ Reduces damage to equipment



FEATURES

- ➔ Fixed 15" Ramp for easy loading
- ➔ End and Side Fork Pockets: pick up platform from either direction
- ➔ Slots for standard 2" straps to secure load when needed
- ➔ Simple Retaining Bar keeps load from rolling or sliding off
- ➔ Large 48" x 48" deck handles most all small-to-medium equipment
- ➔ Rugged heavy-duty construction ensures durability for years to come

SPECIFICATIONS

Safety Chain and Locking Grab Hook secures platform to forklift
Accepts forks up to 2.5" thick x 7" wide x 48" long.

Model	Width	Length	Height	Load Capacity	Empty Weight
1385	50"	65"	8.5"	1,000 lbs	305 lbs
1388	48"	72"	8.5"	3,500 lbs	498 lbs





SAFETY WORK PLATFORM

FORKLIFT ATTACHMENTS

Turn your forklift into an aerial work platform and safely go where scissor lifts can't with a Star Industries Safety Work Platform. The expanded metal deck provides a wider work platform than boom lifts and the 1,000 lbs platform load capacity and full perimeter guardrail system offers superior safety.

- ➔ Reach over obstructions and access places where scissor lifts can't
- ➔ Faster and cheaper than scaffold
- ➔ Self-closing gates, rigid modular guardrails and lanyard tie down points for increased operator safety

FEATURES

- ➔ Strong and rigid modular component guardrail eliminates loose movement and allows for easy replacement of individual guardrails should damage occur
- ➔ Guardrail can be easily removed and laid flat inside platform for transportation
- ➔ Spring loaded latches and spring hinges means gates automatically close for increased safety
- ➔ Expanded metal deck with 1,000 lbs platform capacity provides safe work area
- ➔ Universal 'slip-on-the-forks' for easy attachment. Suitable for both extended reach and straight mast forklifts with a 48" or wider carriage and 48" long forks. Accepts forks up to 7" wide and 2¾" thick
- ➔ Quick-Tach option available (forklift must have quick-tach connector). Always use if forklift is equipped with forks longer than 48"
- ➔ Optional 42' wide x 84" tall mast protection screen (model 1250) protects operator from forklift mast moving parts
- ➔ Meets/exceeds ANSI standards



SPECIFICATIONS

When ordering for use on a Genie or Terex, use the suffix "G" instead of C

UNIVERSAL FIT SLIP-ON-FORKS

Model	Width	Weight
1204C	4' x 4'	350 lbs
1206C	4' x 6'	425 lbs
1208C	4' x 8'	500 lbs
1210C	4' x 9.8'	575 lbs





INDUSTRIAL WORK PLATFORMS

FORKLIFT ATTACHMENTS

Elevate personnel securely with your forklift and a Star Industries Industrial Work Platform. It's safer and faster than ladders and less expensive than time consuming scaffolding.



- Work comfortably in the safety of a full guardrail system
- Safer than ladders and any other 'make-shift' platform
- Platform frees both hands to get the job done faster



SPECIFICATIONS

Model	Size	Empty Weight
1244B	4'x4' platform	320 lbs

FEATURES

- 1,000 lbs capacity
- Heavy-duty Construction
- Secures to forks with simple "Positive Pin Locking System"
- Front mid rail raises for entrance (no gate to be left open)
- Built-in 84" high Mast Protection Screen (upper half removable for transportation & storage)
- Integral full perimeter toe board
- Accepts forks up to 2 $\frac{3}{8}$ " thick x 6" wide
- Safety lanyard anchor points

HEAVY DUTY SPREADER BAR

FORKLIFT ATTACHMENTS

Handle long lengths of material like beams and roofing sheets easily and more safely with a Star Industries Heavy-duty Spreader Bar. All spreader bar models meet OSHA & ANSI requirements and are suitable for most types of forklifts.



- ➔ A safe and convenient attachment for handling rebar and rebar cages
- ➔ Popular attachment with metal building erectors
- ➔ Perfect for handling long metal building beams as well as steel and wood trusses



FEATURES

- ➔ Universal "slip-on-forks" fit for both straight mast and extendable reach forklifts
- ➔ Suitable for rough terrain forklifts
- ➔ Fork pockets will accept up to 7" wide x 3" thick forks
- ➔ Fixed length and Extendable reach spreader bars available
- ➔ Purchase the length you need now, then purchase additional sections later when job requirements call for a different length

SPECIFICATIONS

EXTENDABLE REACH SPREADER BARS

Model	Description	Lift Capacity	Empty Weight
1150C	8 to 12' Adjustable Spreader Bar w/Fork Pockets 39" OC - Requires 48" or wider Carriage	8,000 / 6,400 / 5,000 lbs	545 lbs
1150C-FP300C	8 to 12' Adjustable Spreader Bar w/Fork Pockets 30" OC - Requires 38" or wider Carriage	8,000 / 6,400 / 5,000 lbs	545 lbs
1160B	12 to 20' Adjustable Spreader Bar w/Fork Pockets 39" OC - Required 48" or wider Carriage	16,800 / 11,200 / 8,000 lbs	1,140 lbs
1160BA	12 to 20' Adjustable Spreader Bar w/Fork Pockets 39" OC - Required 48" or wider Carriage includes crane pick points	16,800 / 11,200 / 8,000 lbs	1,140 lbs

FIXED LENGTH SPREADER BARS

Model	Description	Size	Capacity	Weight
1140	6' Fixed Length Spreader Bar w/Fork Pockets 39"OC - Requires 48" or wider Carriage	6'	10,000 lbs	390 lbs
1140-24CC	6' Fixed Length Spreader Bar w/Fork Pockets 24"OC - Requires 32" or wider Carriage	6'	10,000 lbs	390 lbs
1149	7' Fixed Length Spreader Bar w/Fork Pockets 39"OC - Requires 48" or wider Carriage	7'	34,000 lbs	830 lbs
1177B	12' Fixed Length Spreader Bar w/Fork Pockets 39"OC - Requires 48" or wider Carriage	12'	20,000 lbs	825 lbs



WIRE MESH HANDLER

FORKLIFT ATTACHMENTS

Take the hard work and hassle out of loading and moving wire mesh panels. The Star Industries Wire Mesh Handler is primarily designed for use with a forklift; however, pick up points have been provided for use with a crane.



- ➔ Lift & transport wire mesh with ease
- ➔ Up to 7,000 lbs capacity
- ➔ Suitable for forklift or crane
- ➔ Complies with ASME BTH-1-2008, design of below the hook lifting devices design category B service class 1
- ➔ Designed to a safety factor of 3:1

SPECIFICATIONS

Full size flatbed required for shipping purposes

Model	Description	Size	Capacity	Weight
1155	Fork Pockets 39" OC. Requires 48" or wider Carriage. Handles up to 8'x 20' wire mesh bundles	13'	7,000 lbs	1,025 lbs
1155-36CCFP	Fork Pockets 36" OC. Requires 44" or wider Carriage. Handles up to 8'x 20' wire mesh bundles	13'	6,500 lbs	1,025 lbs
1155-24CCFP	Fork Pockets 24" OC. Requires 32" or wider Carriage. Handles up to 8'x 20' wire mesh bundles	13'	6,500 lbs	1,025 lbs

FEATURES

- ➔ Empty weight — 1025 lbs
- ➔ Effective length — 13'
Effective width — 7' 5"
- ➔ Lifting chain — 5/16" grade 100 rated for lifting
- ➔ Accepts forks up to 2 3/8" thick x 7" wide






HEAVY DUTY GRAPPLE BUCKET

02

SKID-STEER

YOU MAY ALSO BE INTERESTED IN:

Auger Drives, Mounts and Hoses	64
Heavy Duty Augers	66
Forks & Frames	80
Trailer Spotter	110



SLAB EATER

SKID-STEER

Star Industries heavy-duty concrete claw is designed to eat through concrete slabs with ease. Slab Eater can pry, cut, tear and rip its way through almost anything, making it the perfect attachment for any demolition job.

- ➔ Pry, cuts, tears and rips its way through almost anything
- ➔ Leaves more of the slab intact, making it easier to carry the slab away
- ➔ Speeds up concrete and general demolition work including tree stumps



FEATURES

- ➔ Extreme duty slab bucket
- ➔ Heavy duty, replaceable ROCK Penetrator cast teeth
- ➔ 3/4" heavy-duty sides
- ➔ 1" x 8" cutting edge
- ➔ Reinforced quick attach
- ➔ High Strength T-1 Steel

The claws have been designed in consultation with industry to get under concrete slabs and tear them out while leaving as much of the slab intact as possible. This helps to speed up concrete demolition work with less mess and small debris on the worksite.

Built for extreme, heavy-duty demo work, Slab Eater features a reinforced quick attach plate, 3/4" sides, and a reinforced cutting edge. Strong, ROCK Penetrator teeth ensure durable, reliable operation and are easily replaceable when finally worn out.





Available option:
Punched blade
with bolt-on-blade



HEAVY DUTY SKID-STEER BUCKETS

SKID-STEER

The Star Industry Heavy Duty Skid Steer Bucket is built to last. It's constructed with extra heavy-duty steel, fully-welded seams and reinforced hat section and side blades to strengthen and protect bucket sides. The bucket's bottom is set close to the ground for level 'back dragging' (landscapers love it!).

- ➔ Choose from Standard Heavy Duty Skid Steer Bucket or Extreme Duty XD Bucket with a 25% heavier shell
- ➔ 5 bucket profiles: Low Profile Dirt, Dirt, Utility, Snow & Light Material, Fertilizer and Cotton Seed

Strong Universal Quick-Tach

Constructed of 3/8" plate steel to stand up to the new more powerful skid-steer loaders.

Seams Fully Welded

Continuous weld inside and outside of shell seams provides greater strength and longer life.

Beveled Hard Carbon Steel Punched Blade on Leading Edge

3/4" x 6" depending on bucket width.

Steel Side Blades

Strengthens and protects bucket sides.

Strong Hat Section

Provides unyielding strength across the entire top of bucket.

Load Transfer Heavy (1/2" x 3") Scuff Bars

Three to five bars, depending on width, reinforce bucket bottom and protect from excessive wear.

Available option:
- Heavy-duty teeth
- Side Cutters optional bolt on



Integrated Safety Step

Low Profile Design

Operator can see the leading edge from the seat. Other profiles are also available.

Buckets Designed to Fit each brand of loader

Even though all new skid-steer loaders use a universal quick-tach they require different bucket profiles for proper operation. Star buckets are built to match your specific make & model of skid-steer loader.

SPECIFICATIONS

(Add "T" for Teeth or "BOB" for Bolt on Blade)

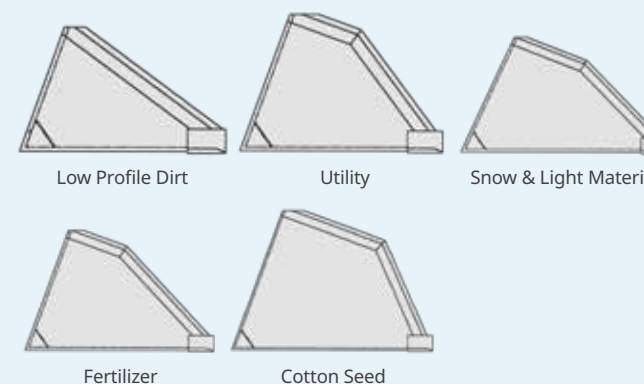
Model No.	Width ID in	Width OD in	Height OD in	Depth OD in	Capacity Heaped	Weight
LP22A-60	60"	62 3/8"	20 1/4"	34"	15.0 cuft.	435 lbs.
LP22A-66	66"	68 3/8"	20 1/4"	34"	16.5 cuft.	510 lbs.
LP22A-72	72"	74 3/8"	20 1/4"	34"	18.0 cuft.	560 lbs.
LP22A-78	78"	80 3/8"	20 1/4"	34"	19.6 cuft.	565 lbs.
LP22A-84	84"	86 3/8"	20 1/4"	34"	21.0 cuft.	600 lbs.

FEATURES

Available Options

- ➔ Punched blade with bolt-on-blade: The reversible 5/8" x 8" bolt-on-blade gives 3 times the wear
- ➔ Heavy-duty teeth: Features 'pin-on' series 23 teeth that measure 2 1/4" across the point
- ➔ Side Cutters Optional bolt-on
- ➔ Buckets available in widths up to 84" wide

OPTIONAL BUCKET PROFILES



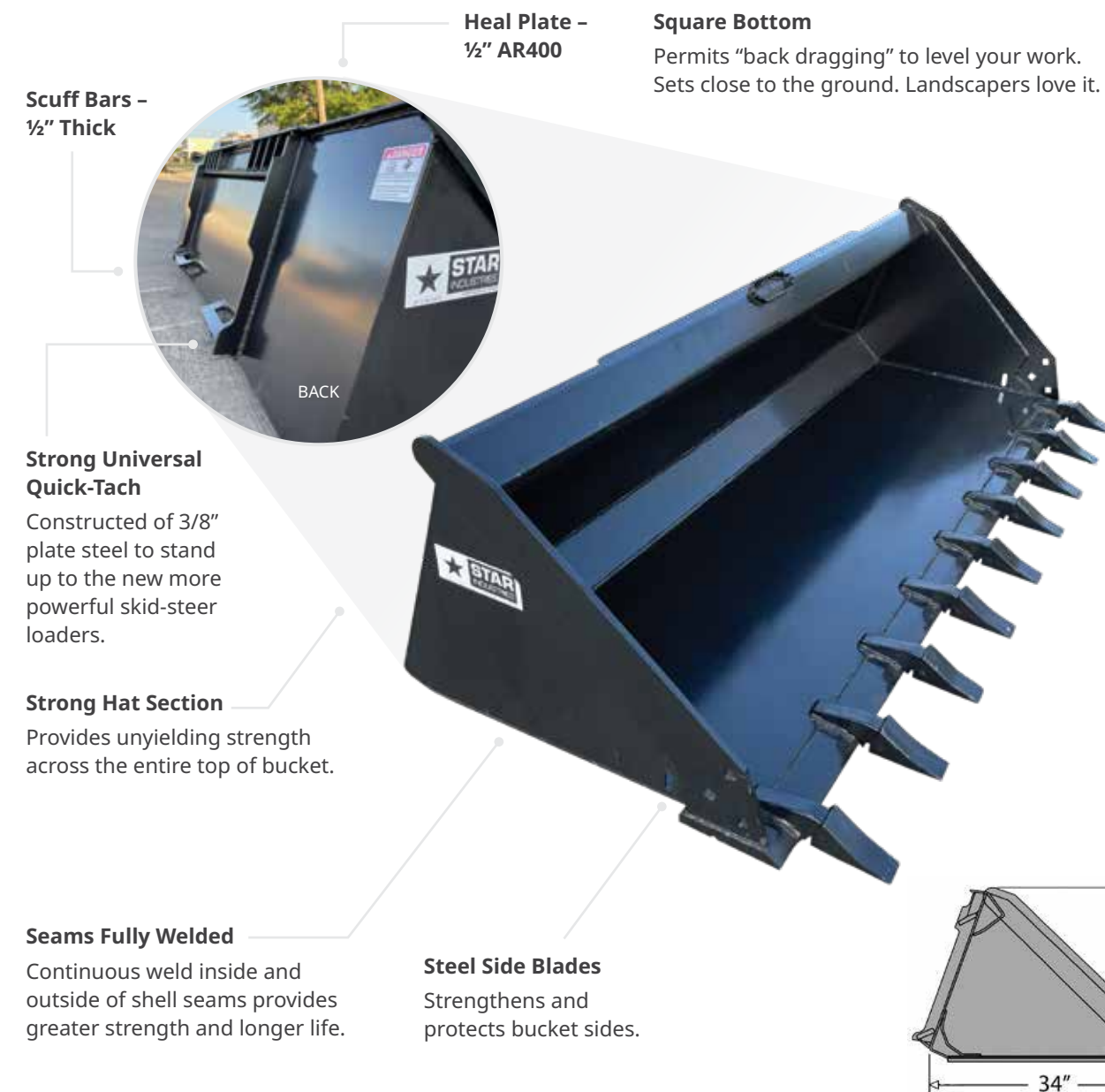


EXTREME DUTY SKID-STEER BUCKETS

SKID-STEER

The Star Industries Extreme Duty Skid Steer Bucket is the market's toughest bucket and built to last. It's constructed with an extra 25% heavier bucket shell, AR400 heel plate and AR400 wear bars, reinforced quick-tach and an 80% heavier cutting edge to withstand the harshest of treatment.

- ➔ Choose from buckets widths of 72", 78", 84" and 96"
- ➔ 25% heavier bucket shell and 80% heavier cutting edge



SPECIFICATIONS

Available Options

- ➔ Side Cutting Teeth - Bolt-On
- ➔ Punched blade with bolt-on-blade — The reversible 5/8" x 8" bolt-on-blade gives 3 times the wear
- ➔ Heavy-duty teeth — Features 'pin-on' series 23 teeth that measure 2 1/4" across the point



FEATURES

- ➔ Low Profile Design — Operator can see the leading edge from the seat. Other profiles are also available
- ➔ Buckets designed to fit each brand of loader. Even though all new skid-steer loaders use a universal quick-tach they require different bucket profiles for proper operation. Star buckets are built to match your specific make & model of skid-steer loader.





CONCRETE PLACEMENT BUCKET

SKID-STEER

Star Industries Concrete Placement Bucket is the perfect solution to place concrete in hard-to-reach areas. No moving parts, no flimsy chutes to get torn up, no gates to freeze up with old concrete, no hydraulics to get contaminated with dust and dirt.



- Works better than other systems costing thousands of dollars
- Place concrete in hard-to-reach areas with your skid steer
- Built tough to take the abuse of a busy construction site

SPECIFICATIONS

Specifications	120	125
Bucket Capacity	½ cu yd	¾ cu yd
Overall Width	55"	77"
Discharge Opening	10"	12"
Empty Weight	470 lbs	625 lbs
Minimum Loader Capacity	1,650 lbs	3,000 lbs

Caution: Do not exceed the capacity of the loader. Concrete weights vary. Calculate load before use.

FEATURES

- Simple, straight-forward design keeps costs low. Typically pays for itself on the first pour
- Rugged construction. Bucket corners reinforced for stronger sides. Bucket bottom protected by ½" thick steel bars
- No moving parts to break or get blocked with concrete
- Extra high back helps keep concrete splatter off the loader



HEAVY DUTY SKELETON BUCKET

SKID-STEER

Pick up large rocks and debris and leave the dirt behind with a Star Industries Heavy Duty Skeleton Bucket. The open ribbed bottom lets dirt and material less than 2½" in size fall through while retaining the larger materials. Perfect for landscaping and general clean up.



- Bottom Ribs ¾" thick x 2½" tall with a 4" tall raised step to help retain material
- 2½" open space between ribs lets smaller particles filter through the bucket
- Available in popular 66", 72" and 84" widths

SPECIFICATIONS

Model	Width O.D.	Width I.D.	Heaped Capacity	Weight with Teeth	Weight with Plain Blade
150-66	66"	65.6"	14.2 cu ft	555 lbs	505 lbs
150-72	72"	71.5"	15.2 cu ft	585 lbs	535 lbs
150-84	84"	83.5"	18.5 cu ft	695 lbs	596 lbs

FEATURES

- Heavy-duty Universal-Fit Skid Steer Quick-Tach fits all current full-size Skid-Steer Loaders
- Leading edge 1" x 8" high carbon bevelled blade with optional heavy-duty teeth



Shown with optional bolt-on end plates



HEAVY DUTY GRAPPLE BUCKET

SKID-STEER

Move bulky, hard-to-handle materials easily and securely with a Star Industries Grapple Bucket. The grapple bucket opens extra wide for a full load and the end plates help contain loose materials.



- ➔ Independent operating cylinders adjust for uneven loads
- ➔ Hydraulic lines and grapple cylinders fully covered to protect from accidental damage
- ➔ Xtreme duty quick tach

FEATURES

- ➔ Rugged heavy-duty construction for dependability and long life
- ➔ Built-in covers protect fittings
- ➔ Cutting edges are punched for optional bolt-on-blade
- ➔ Lines zip tied to heavy spring to keep from getting pinched



SPECIFICATIONS

Note: Demolition Grade is especially recommended for "Track" style Skid-Steers and those with 70Hp or 3,500 lbs capacity or greater.

Grapple	Heavy Duty 66"	Heavy Duty 72"	Demolition Grade 72"	Demolition Grade 78"	Demolition Grade 84"
Model	175-66	175-72	175DG-72	175DG-78	175DG-84
Width I.D.	66"	72"	72"	78"	84"
Grapple Opening	38 ½"	38 ½"	45"	45"	45"
Grapple Capacity	16.5 cuft	18 cuft	24 cuft	26 cuft	28 cuft
Depth	34"	34"	39"	39"	39"
Back Height	19"	19"	21"	21"	21"

Grapple	Heavy Duty 66"	Heavy Duty 72"	Demolition Grade 72"	Demolition Grade 78"	Demolition Grade 84"
Bucket Bottom	¼" Plate	¼" Plate	¼" Plate	¼" Plate	¼" Plate
Bucket Back	⅜" Plate	⅜" Plate	⅜" Plate	⅜" Plate	⅜" Plate
Sides	½" Plate	½" Plate	½" Plate	½" Plate	½" Plate
Bottom Wear Protection	½" Ribs	½" Ribs	½" Ribs	½" Ribs	½" Ribs
Grapple Thickness	½"	½"	½"	½"	½"
Cutting Edge	¾" x 6"	¾" x 6"	1" x 8"	1" x 8"	1" x 8"
HD Welded Hyd Cylinders	2" x 10" x 1 ¼"	2" x 10" x 1 ¼"	2" x 10" x 1 ¼"	2" x 10" x 1 ¼"	2" x 10" x 1 ¼"
Hyd Hoses & Flat faced Couplers	Included	Included	Included	Included	Included
Empty Weight	775 lbs	865 lbs	1,090 lbs	1,140 lbs	1,200 lbs



ROOT GRAPPLE

SKID-STEER

Move bulky, hard-to-handle materials like brush and logs easily with a Star Industries Root Grapple. The bottom separated tines let dirt sift out when loading large rocks and trash making it the perfect attachment for debris clean up.

- ➔ Root grapple tines curve upward to prevent catching utility lines or cables in storm clean-up
- ➔ Hydraulic cylinders operate independently to adjust for uneven loads

FEATURES

- ➔ Rugged heavy-duty construction for dependability and long life
- ➔ Built-in covers protect fittings and hydraulic cylinder
- ➔ Optional intermediate bottom tines reduce space between tines to approximately 4"
- ➔ Grease zerks protected with tubes

SPECIFICATIONS

Note: Demolition Grade is especially recommended for "Track" style Skid-Steers and those with 70Hp or 3,500 lbs capacity or greater.

Root Grapple	Heavy Duty 66"	Heavy Duty 72"	Demolition Grade 72"	Demolition Grade 78"	Demolition Grade 84"
Model	170-66	170-72	170DG-72	170DG-78	170DG-84
Width I.D.	66"	72"	72"	78"	84"
Grapple Capacity	15.8 cuft	17.2 cuft	19.7 cuft	21.84 cuft	20 cuft
Depth	38"	35 ½"	42 ¾"	42 ¾"	42 ¾"
Back Height	21"	21"	21"	21"	21"
Sides	½" Plate	½" Plate	½" Plate	½" Plate	½" Plate

Root Grapple	Heavy Duty 66"	Heavy Duty 72"	Demolition Grade 72"	Demolition Grade 78"	Demolition Grade 84"
Grapple Thickness	½"	½"	⅝"	⅝"	⅝"
Tine Thickness	½"	½"	½"	½"	½"
Tine Height	3 ½"	3 ½"	5"	5"	5"
Distance between tines	Approx. 8 ½"	Approx. 8 ½"	Approx. 8 ½"	Approx. 8 ½"	Approx. 8 ½"
HD Welded Hydraulic Cylinders	2" x 10" x 1 ½"	2" x 10" x 1 ½"	2" x 10" x 1 ½"	2" x 10" x 1 ½"	2" x 10" x 1 ½"
Hyd Hoses & Flat Faced Couplers	Included	Included	Included	Included	Included
Empty Weight	725 lbs	750 lbs	950 lbs	943 lbs	967 lbs



TRASH & LOOSE MATERIAL HOPPER

SKID-STEER



Load and dump: deliver and place more material faster with a Star Industries Trash & Loose Material Hopper. The large capacity hopper attaches directly to the skid-steer making it easy to place and remove materials with minimal handling, disruption and cost. Quick attach options available for skid steers and most telehandlers.

- ➔ Perfect for waste removal on job sites. Use skid-steer to dump hopper contents into larger containers or trash area when full
- ➔ Great for landscape yards and sites. Load full hopper on to the truck for delivery. Use onsite skid steer to dump hopper material right where it is needed



SKID-STEER TRENCHER

SKID-STEER

Get perfect trenches dug fast with the Star Industries Skid-Steer Trencher. The trencher comes standard with a full rock guard for added protection. Available in 3 styles — with a dirt chain, ½ rock and frost or full rock and frost. There's no job you won't be able to do.

- ➔ Ideal for trenching water lines and cable lines
- ➔ Optional chains for digging dirt, rock and frost
- ➔ Crumber bar and blade included

SPECIFICATIONS

Model	ID Width	Capacity	Weight
151	48"	1.00 cuyd	558 lbs
152	72"	1.50 cuyd	700 lbs
153	84"	1.75 cuyd	775 lbs

FEATURES

- ➔ Shell & sides are constructed from rugged 3/16" steel plate.
- ➔ Entire Top Lip is formed into a channel section for added strength & rigidity.
- ➔ Heavy 1/2" x 3" flat bar is formed to provide a stable base when the hopper is free standing.
- ➔ Reinforced Heavy Duty Universal Quick-Tach fits most skid-steer loaders.
- ➔ Forklift pick-up points are provided for moving hoppers around the yard or loading onto trucks.
- ➔ Optional Casters — makes it easy for one man to push a hopper around inside a building.

SPECIFICATIONS

Model	Description — 48" Trencher with 3 chain styles
131-48C	Trencher with 48" in Combo Chain
131-48D	Trencher with 48" in Dirt Chain
131-48R	Trencher with 48" in Rock & Frost Chain

FEATURES

- ➔ Includes 15" auger
- ➔ Different chains available to suit different conditions
- ➔ Powerful and safe
- ➔ Flow requirement (GPM): 20-30 GPM
- ➔ 900 lbs



SKID-STEER BRUSH CUTTER

SKID-STEER

The Star Industries Skid-Steer Brush Cutter is the tough, all-terrain cutter perfect for clearing overgrowth on median strips, farm and ranch, parks and land clearing for development. The cutter is equipped with 3 versatile bi-directional blades powered by a high-torque motor and 100-hp Omni gearbox capable of powering through the toughest of terrains.



- ➔ Clears thick shrubbery and small tree regrowth with minimal effort and outstanding results
- ➔ The 5/8" bi-directional AR400 blades are powered by a high-torque motor for effortless results



SKID-STEER POWER RAKE

SKID-STEER

The Star Industries Skid-Steer Power Rake is a versatile attachment. It can grade, level, and recondition various surfaces and is perfect for seedbed preparation. The Skid-Steer Power Rake has a unique motor design that protects the motor from damage by keeping it inside the drum.



- ➔ Inset Direct Drive Motor located inside the drum to protect it from damage
- ➔ Floating design to ensure the rake will remain level during operation

SPECIFICATIONS

Model	Description	Weight
195-72	72" Skid-Steer Brush Cutter, 16-26 GPM	994 lbs

FEATURES


- ➔ 3/16" deck with 3/8 AR400 reinforced sides
- ➔ High torque Parker motor
- ➔ 6" cutting capacity
- ➔ 1-year warranty (does not cover blades and hoses)
- ➔ 3 bi-directional blades

SPECIFICATIONS

Model	Description	Weight
130-72	72" Manual Angle Skid-Steer Power Rake	450 lbs

FEATURES

- ➔ Solid foam filled tires
- ➔ Front and back debris curtain
- ➔ Bi-directional drum with carbide teeth and removeable side plates
- ➔ Manual Pivot so less potential downtime
- ➔ Cylinder diameter: 10.25"
- ➔ Angle Degree: 148°
- ➔ Overall width: 80"



SKID-STEER BREAKER

SKID-STEER

Star Industries heavy-duty Breaker is designed to smash large concrete slabs, asphalt or other material including clay into manageable and easily transportable pieces. This makes it the must-have attachment for demolition work, mining, quarrying and a heap of other construction work.

- ➔ Ideal for construction, demolition, recycling, mining and quarrying
- ➔ Advanced tech for reduced operating costs
- ➔ Industry-leading 3-year warranty



UNIVERSAL GRAPPLE ADAPTER

SKID-STEER

Turn any skid-steer bucket into a Grapple with the Star Industries Universal Grapple Adapter (UGA). By utilizing the quick tach system on skid steer buckets the Star UGA will quickly attach to the back of standard skid-steer buckets allowing for versatility and ease of use for many operations.

- ➔ Heavy duty construction
- ➔ Independent operating cylinders adjust for uneven loads
- ➔ Capable of attaching to multiple styles and buckets

SPECIFICATIONS

Model	Description	Impac (ft/lb)	Carrier	Weight (lbs)
210-Mini	Dedicated Mini Skidsteer 1.5-2.5 T Breaker — Fits Dingo Style QT	250	1.5 - 2.5 T	426
211-Mini	Mini Skidsteer 1.5-2.5 T Breaker — Fits Dingo Style QT	250	1.5 - 2.5 T	465
210-SS	Dedicated Skidsteer 3-5 T Breaker — Universal QT	550	3 - 5 T	805
211-SS	Skidsteer 3-5 T Breaker — Universal QT	550	3 - 5 T	879
212-SSMX	Combo Skidsteer/Mini-Ex 3-5 T Breaker	550	3 - 5 T	879

FEATURES

- ➔ Cushion Chamber isolates Breaker blows from the carrier and operator for less wear and tear and improved operator comfort.
- ➔ Easily move the Breaker from one machine to another with a simple pin and bushing change to get more return on your investment.
- ➔ Featuring only two moving parts and few seals, the Star Breaker gives you more 'up time' with simple in the field maintenance.

SPECIFICATIONS

Model	175-UGA
Quick attach plate	3/8"
Grapple thickness	1/2"
HD welded hyd cylinders	2" x 10" x 1 1/4"
Hyd hoses & flat faced couplers	Included

FEATURES

- ➔ Built-in covers protect cylinders and fittings
- ➔ Hyd hoses and flat faced couplers included

MINI ROOT & GRAPPLE BUCKET



03

MINI SKID-STEER

YOU MAY ALSO BE INTERESTED IN:

Auger Drives, Mounts and Hoses	62
Forks & Frames	78



Smooth and Tooth
Options Available



MINI SKID-STEER BUCKET

MINI SKID-STEER

The Star Industries Mini Skid Steer Bucket is made tough to meet the most demanding applications. It is constructed from heavy-duty $\frac{3}{16}$ " steel plate, extra tough $\frac{3}{8}$ " x 3" cutting blade and reinforced quick-tach for longer life and better performance.

- Fits Bobcat Mini and all Dingo, Ditchwitch, Vermeer, Boxer and Ramrod mini loaders
- Square bottom permits 'back dragging' to level your work. Perfect for landscaping

FEATURES

- Shell: $\frac{3}{16}$ " Steel Plate
- Sides: $\frac{3}{16}$ " Steel Plate
- Cutting Blade: $\frac{3}{8}$ " x 3"
- Depth: 28 $\frac{3}{8}$ "
- Height: 18 $\frac{3}{4}$ "
- Fully-welded seams using heavy-duty $\frac{3}{16}$ " steel plate for greater strength and longer life
- Heavy-duty scuff bars to protect bucket from excessive wear
- Bevelled hard carbon steel blades for extra-long life

SPECIFICATIONS

LOW PROFILE DIRT BUCKET FOR MINI LOADERS

Model	LP-MINI-34	LP-MINI-44
Fits	Dingo, Ditchwitch, Vermeer, Boxer and Ramrod	Dingo, Ditchwitch, Vermeer, Boxer and Ramrod
Width	34" O.D	44" O.D
Heaped Capacity	5.5 cuft	7.2 cuft
Empty Weight	134 lbs	185 lbs

LOW PROFILE DIRT BUCKET FOR BOBCAT MINI

Model	LP-MINI-BC-36	LP-MINI-BC-44
Fits	BobCat Mini	BobCat Mini
Width	36" O.D	44" O.D
Heaped Capacity	5.5 cuft	7.2 cuft
Empty Weight	134 lbs	185 lbs



MINI ROOT & GRAPPLE BUCKETS

MINI SKID-STEER

Move bulky, hard-to-handle materials like brush and logs easily with a Star Industries Mini Root Grapple or Grapple Bucket. The root grapples let dirt sift out when loading large rocks and trash making it the perfect attachment for debris clean up. The grapple bucket has a solid bottom to keep all material in the bucket. Both open extra wide for a full load.



- ➔ Made for Dingo, Ditchwitch, Vermeer, Boxer, Ramrod and Bobcat Mini Skid-Steers
- ➔ Protective sleeves on all hydraulic lines

SPECIFICATIONS

Model	Mini Grapple Bucket		Mini Root Grapple	
	175-MI-44	175-MIBC-44	170-MI-44	170-MIBC-44
Fits	Dingo, Ditchwitch, Vermeer, Boxer & Ramrod	Bobcat	Dingo, Ditchwitch, Vermeer, Boxer & Ramrod	Bobcat
Empty Weight	263 lbs		245 lbs	
Width	44" O.D.		44" O.D.	
Hyd. Cylinder	2" Bore by 10" Stroke		2" Bore by 10" Stroke	

	Mini Grapple Bucket	Mini Root Grapple
Grapple Tines	3/8" thick	3/8" thick
Grapple Max Opening	30"	30"
Overall Depth	35 3/4"	35 1/2"
Overall Height	27 3/4"	26"
Bucket Height	21"	20"
Bucket Depth	26 3/8"	Does not apply
Pivot Pins	1" DIA: Grease fittings on all pivot points	1" DIA: Grease fittings on all pivot points
Hyd. Hoses	Protective sleeves on all hydraulic lines	Protective sleeves on all hydraulic lines
Hyd. Quick-Disconnects	1/2" flat body couplers included	1/2" flat body couplers included



MINI CONCRETE PLACEMENT BUCKET

MINI SKID-STEER

The Star Industries Mini Concrete Placement Bucket allows operators to use their Mini Skid Steer to move and pour concrete the easy way. It is the perfect replacement for the wheel barrow and has no moving parts or hydraulics to get contaminated with concrete mix, dust and dirt.

- ➔ Built tough to take the abuse of a busy work site
- ➔ Open chute with gravity pour concrete
- ➔ Extra high back helps keep concrete splatter off the loader

SPECIFICATIONS

Model	122-Mini	122-Mini-BC
Fits	Dingo	Bobcat
Width	36"	36"
Length	42"	42"
Height	23"	23"
Capacity	1/4 Cubic Yard	1/4 Cubic Yard
Weight	206 lbs	206 lbs



MINI EXCAVATOR BUCKET



04

MINI
EXCAVATOR



MINI EXCAVATOR BUCKET

MINI EXCAVATOR

Mini Excavators are incredibly versatile ground-engaging machines. The Star Industries Mini Excavator bucket is specifically designed to work with almost all machines. It features superior design, unmatched strength and durability to give you the long life and performance you come to expect from Star.

- ➔ Specifically designed for tough clay or dirt with rock scattered throughout
- ➔ Quality Construction — high wear materials for long life operation



CUTTING EQUIPMENT OPTIONS

Each bucket is equipped with industry standard teeth (or blade) for extra durability. Bolt on cutting edges are optional. Bolt on side cutters are highly recommended.

STANDARD SIZES AVAILABLE

10" to 36", depending on size capacity of the machine.



SPECIFICATIONS

Not recommended for prying of solid rock.

Item No	Bucket Width	Bucket Cut	No. of Teeth	Weight
910-10	10	9	0	112
910-10T	10	9	3	131
910-12	12	11	0	130
910-12T	12	11	3	148
910-18	18	17	0	169
910-18T	18	17	4	193
910-24	24	23	0	215
910-24T	24	23	5	245
910-36	36	35	0	305
910-36T	36	35	7	348

FEATURES

- ➔ Each bucket is engineered with tapered side plates to reduce wear on the bucket sides, and to allow for easier dumping.
- ➔ Double radius, dual-tapered profile offers greater bucket loading fill factors and increased machine production.
- ➔ Quick Attach Coupler — universal mount compatible



COMPLETE AUGER ASSEMBLY

05

AUGERS

YOU MAY ALSO BE INTERESTED IN:

[Auger Racks](#)

105

AUGER DRIVES, MOUNTS AND HOSES

AUGERS

Take on the toughest drilling applications with a Star Industries Auger Kit. The rugged planetary drive unit features heavier components than any other competitor giving it more torque and strength to handle any drilling job (even solid rock).



- ➔ Ideal for dirt, concrete and even solid rock
- ➔ Range of auger types and shaft extensions for all applications
- ➔ Extra heavy-duty components that outperform all other drives in their class

DRIVES

Rugged planetary drive units feature heavier components than all competitors and will outperform all other drives in their class. Paired with the correct auger, they can handle any drilling need.

Attribute	160D-1020B	160D-1530B	160D-2035B	160D-615M	160D-1020M	160D-1530M
Min./Max. Fluid Flow Limits	10-20 GPM	15-30 GPM	20-35 GPM	5-15 GPM	10-20 GPM	15-30 GPM
Max. Intermittent Pressure	3000 PSI	3000 PSI	3000 PSI	3000 PSI	3000 PSI	3000 PSI
Max. Continuous Pressure	3500 PSI	3500 PSI	3500 PSI	3500 PSI	3500 PSI	3500 PSI
Max. Auger Dia. Dirt/Rock	30"/24"	36"/36"	36"/36"	18"/18"	30"/24"	36"/36"

SPEED OUTPUT

Flow	160D-1020B	160D-1530B	160D-2035B	160D-615M	160D-1020M	160D-1530M
5 GPM	-	-	-	31 RPM	-	-
10 GPM	43 RPM	-	-	61 RPM	53 RPM	-
15 GPM	65 RPM	45 RPM	-	91 RPM	79 RPM	55 RPM
20 GPM	86 RPM	60 RPM	50 RPM	-	105 RPM	73 RPM
25 GPM	-	75 RPM	62 RPM	-	-	92 RPM
30 GPM	-	90 RPM	75 RPM	-	-	110 RPM
35 GPM	-	-	87 RPM	-	-	-

TORQUE OUTPUT

Pressure	160D-1020B	160D-1530B	160D-2035B	160D-615M	160D-1020M	160D-1530M
2000 PSI	1,420 ft lbs	2,041 ft lbs	2,459 ft lbs	1,008 ft lbs	1,165 ft lbs	1,674 ft lbs
2500 PSI	1,776 ft lbs	2,550 ft lbs	3,075 ft lbs	1,260 ft lbs	1,456 ft lbs	2,092 ft lbs
3000 PSI	2,131 ft lbs	3,062 ft lbs	3,688 ft lbs	1,512 ft lbs	1,747 ft lbs	2,511 ft lbs
3500 PSI	2,486 ft lbs	3,572 ft lbs	4,303 ft lbs	1,764 ft lbs	2,038 ft lbs	2,929 ft lbs

MOUNTING FRAMES

Star Industry Auger Mounting Frames are constructed from heavy wall tubular steel and feature the largest and strongest cradle on the market. Mounting includes a convenient, weather-proof tube for storage of operations manual.



160QT-BH



160QT-SS

Model	For
160QT-SS	Universal Skid-Steer Mount
160QT-MSS	Mini-Skid-Steer Mount
160QT-FL	Fits specified telehandler quick-tach
160QT-BH	Boom tip attachment for backhoes and mini-excavators

HOSE KIT

Hose Kit includes two 1/2 x 96" hoses in a protective sleeve and flat face hydraulic quick couplers.



160HK

AUGER KITS

- ➔ Skid Steer (SS) – Universal Skid-Steer Mount
- ➔ Mini Skid-Steer (MSS) – Mini Skid-Steer Mount
- ➔ Backhoe (BH) – Backhoe Mount

*Available in any combination of Auger Drive Unit and Frame



HEAVY DUTY AUGERS

AUGERS

Take on the toughest drilling applications with a Star Industries Heavy Duty Auger. Just like our rugged planetary drive units, these augers are constructed from heavy-duty, high-grade materials giving them the strength to handle any drilling job (even solid rock).

- ➔ Ideal for all types of dirt, concrete and even solid rock
- ➔ Three different auger types for all drilling applications
- ➔ Extra heavy-duty components that out-perform all other augers in their class



Single Flight Heavy Duty Auger



Rock Auger
6" and Larger
Rock Pilot



Rock Auger
4.5" Rock Pilot

T-Post Auger



Heavy Duty
Shaft Extensions

SPECIFICATIONS

Single Flight Heavy Duty Auger

MODEL 160A-HDSF

Our single flight augers are ideal for most soil types: black dirt or sandy soil, highly compacted soils, heavy clay, asphalt, frozen ground, and fractured rock. This auger features a rugged cast boring head for longer life and durability and uses "Drive-In" style teeth. The new "Single Flight" design digs faster, carries more dirt out of the hole, and leaves the hole cleaner & straighter. A new-patented coupler adds even greater strength to the drill stem. Available in 6" to 36" diameters.

Rock Auger

MODEL 160A-R

Our most rugged auger for your most difficult drilling conditions. These augers are designed for solid rock, concrete, fractured rock, frozen ground and compacted soils. Larger 8" to 36" dia. augers feature a bolt in 1 3/4" shaft pilot, reinforced 3/4" bottom flight boring head with Rockwell 65 hard facing, replaceable carbide bullet teeth and double flighting on 3 1/2" high strength tube. Smaller 6" dia. augers feature a welded pilot, replaceable carbide bullet teeth.

T-Post Auger

MODEL 160A-TP2

This auger is for drilling "T-Post" holes in dirt, clay, compacted soils, frozen ground, fractured rock, solid rock and concrete. Features 2" dia. replaceable carbide pilot and 1 1/8" by 38" OAL solid stress proof shaft. Drilling depth - 30".

Heavy Duty Shaft Extensions

MODEL 160A-E

Our Heavy Duty 2" hex coupler shaft extensions are available in the following lengths: 24", 36", 48", 60" and 72".





SHAFT MOUNTED FORKS

06

FORKS

YOU MAY ALSO BE INTERESTED IN:

[Fork Racks — Storage Pallets](#)


106

SHAFT MOUNTED FORKS

FORKS

These shaft-mounted forks suit all pin-type carriages for telehandlers and rough-terrain forklifts, including models from: JLG, Cat, Skytrack, JCB, Genie/Terex, Skyjack, Pettibone, Xtreme, Gehl, Gradall, and Ingersoll Rand.

- ➔ Designed to precisely fit each individual machine
- ➔ Forged from heat-treated premium carbon-steel
- ➔ Greater strength and resistance to bending
- ➔ Fork life is rated to at least 1 million lift cycles
- ➔ Includes general purpose and block forks



FORK SELECTOR

Use our handy fork selector at www.starindustries.com/fork-selector

REPLACEMENT FORKS (BARS SOLD SEPARATELY)

Model	Dimensions	Collar	Shaft	Rated Capacity per pair @24"LC	Used with
SF19	2"x2"x48"x20.5"CL	3/4" Offset	2.25"	2,050 lbs	Genie Terex 5519 & 6622
SF20	2"x4"x48"x20.5"CL	3/4" Offset	2.25"	6,900 lbs	
SF21	2"x4"x60"x20.5"CL	3/4" Offset	2.25"	6,900 lbs	
SF24	2"x4"x72"x20.5"CL	3/4" Offset	2.25"	8,500 lbs	
SF34	2"x2"x48"x20.5"CL	Inline 4" wide	2"	2,050 lbs	Genie/Terex 6K & 8K, Gradall 6K,9K,&10K w/2" shaft
SF35	2"x5"x48"x20.5"CL	Inline	2"	10,500 lbs	
SF36	2"x5"x60"x20.5"CL	Inline	2"	10,500 lbs	
SF37	2"x5"x72"x20.5"CL	Inline	2"	10,500 lbs	
SF38	2"x5"x96"x20.5"CL	Inline	2"	10,500 lbs	
SF39	2"x2"x48"x20.5"CL	Inline 4" wide	2.25"	2,050 lbs	
SF40	2.25"x4"x48"x20.5"CL	Inline	2.25"	12,600 lbs	Genie/Terex 10K, JLG 6K, 9K, 10K, & 12K up to Oct 2009
SF41	2"x6"x60"x20.5"CL	Inline	2.25"	12,600 lbs	
SF42	2"x6"x72"x20.5"CL	Inline	2.25"	12,600 lbs	
SF43	2"x6"x96"x20.5"CL	Inline	2.25"	12,600 lbs	

SPECIFICATIONS

Exact measurements needed




REPLACEMENT BARS (FORKS SOLD SEPARATELY)

Model	Finished Shaft Size (dia.)	Carriage Width (out-to-out)	Overall Shaft Length (out to out)	Weight
FP20048	2.0"	48"	51.5"	48 lbs
FP20060	2.0"	60"	63.5"	59 lbs
FP20072	2.0"	72"	75.5"	69 lbs
FP22548	2.25"	48"	51.5"	60 lbs
FP22560	2.25"	60"	63.5"	74 lbs
FP22572	2.25"	72"	75.5"	87 lbs

REPLACEMENT FORKS CONTINUED

Model	Dimensions	Collar	Shaft	Rated Capacity per pair @24"LC	Used with
SF110	2.36"x6"x48"x22.75"CL	Inline	2¾"	18,200 lbs	Genie GTH 1244 & 1544
SF111	2.36"x6"x60"x22.75"CL	Inline	2¾"	18,200 lbs	
SF112	2.36"x6"x72"x22.75"CL	Inline	2¾"	18,200 lbs	
SF113	2.36"x6"x96"x22.75"CL	Inline	2¾"	18,200 lbs	
SF44	2"x2"x48"x22.75"CL	1¼" Offset	2¼"	2,050 lbs	JCB 506, 507, & 508, 550 & 512-53, 940
SF45	2.25"x4"x48"x22.75"CL	1¼" Offset	2¼"	12,160 lbs	
SF46	2"x6"x60"x22.75"CL	1¼" Offset	2¼"	12,600 lbs	
SF47	2"x6"x72"x22.75"CL	1¼" Offset	2¼"	12,600 lbs	
SF48	2"x6"x96"x22.75"CL	1¼" Offset	2¼"	12,600 lbs	
SF49	2"x2"x48"x24.25"CL	¼" Offset 4" Wide	2"	2,050 lbs	All Skytraks & Lulls w/2" Shafts Xtreme XR842, XR1045, XR1245, XR1255, XR1270
SF50	2.25"x4"x48"x24.25"CL	¼" Offset	2"	12,160 lbs	
SF51	2"x6"x60"x24.25"CL	¼" Offset	2"	12,600 lbs	
SF52	2"x6"x72"x24.25"CL	¼" Offset	2"	12,600 lbs	
SF53	2"x6"x96"x24.25"CL	¼" Offset	2"	12,600 lbs	
SF59	2"x2"x48"x24.25"CL	¼" Offset 4" Wide	2.25"	2,050 lbs	All Skytraks, Lulls, JLG Cat (built by JLG) TL642, TL943, TL1055, TL1255, JLG G5-18 w/2.25" Shafts
SF60	2.25"x4"x48"x24.25"CL	¼" Offset	2.25"	12,160 lbs	
SF61	2"x6"x60"x24.25"CL	¼" Offset	2.25"	12,600 lbs	
SF62	2"x6"x72"x24.25"CL	¼" Offset	2.25"	12,600 lbs	
SF63	2"x6"x96"x24.25"CL	¼" Offset	2.25"	12,600 lbs	

Model	Dimensions	Collar	Shaft	Rated Capacity per pair @24"LC	Used with
SF64	2"x2"x48"x28"CL	Inline	2"	2,050 lbs	Ingersoll Rand VR series 6 to 10K Skyjack same
SF65	2"x5"x48"x28"CL	Inline	2"	10,500 lbs	
SF66	2"x5"x60"x28"CL	Inline	2"	10,500 lbs	
SF67	2"x5"x72"x28"CL	Inline	2"	10,500 lbs	
SF68	2"x5"x96"x28"CL	Inline	2"	10,500 lbs	
SF69	2"x2"x48"x22"CL	¾"X 4" wide	2¾" (60mm)	2,050 lbs	CAT TH360, TH460, TH560, Th580, W/2¾" SHAFT Can be used with JLG G6-23A (only difference is G6-23A offset is 0.285)
SF70	2"x5"x48"x22"CL	¾"X 4" wide	2¾" (60mm)	10,500 lbs	
SF71	2"x5"x60"x22"CL	¾"X 4" wide	2¾" (60mm)	10,500 lbs	
SF72	2"x5"x72"x22"CL	¾"X 4" wide	2¾" (60mm)	10,500 lbs	
SF73	2"x5"x96"x22"CL	¾"X 4" wide	2¾" (60mm)	10,500 lbs	
SF74	2"x2"x48"x24.25"CL	1" Offset	2"	2,050 lbs	Gehl RS & DL Series 6K, 9K, 10K, & 12K with 2" Shaft
SF75	2.25"x4"x48"x24.25"CL	1" Offset	2"	12,160 lbs	
SF76	2"x6"x60"x24.25"CL	1" Offset	2"	12,600 lbs	
SF77	2"x6"x72"x24.25"CL	1" Offset	2"	12,600 lbs	
SF78	2"x6"x96"x24.25"CL	1" Offset	2"	12,600 lbs	
SF80	2.25"x4"x48"x24.25"CL	1" Offset	2.5"	12,160 lbs	Gehl DL 11, DL12 & RS12 with 2.5" dia shaft which are available with approx. 3 week lead time
SF81	2"x6"x60"x24.25"CL	1" Offset	2.5"	12,600 lbs	
SF82	2"x6"x72"x24.25"CL	1" Offset	2.5"	12,600 lbs	
SF83	2"x6"x96"x24.25"CL	1" Offset	2.5"	12,600 lbs	



ITA FORKS

FORKS

Clip-mount forks — also known as ITA Forks — are ideal for warehouse forklifts. Most forks are available fully tapered and polished — to order forks fully tapered and polished add FTP suffix to part number (i.e. F1.75x5x60CL3FTP).

- ➔ Forged from heat-treated premium carbon-steel
- ➔ Greater strength and more resistance to bending
- ➔ Fork life is rated to at least 1 million lift cycles

5 REASONS STAR FORKS ARE BETTER

1 No shortcuts. All forks are forged from a single piece of steel, then fully heat-treated, quenched and tempered for a minimum yield strength of 825 Mpa.

2 Certified production methods. Welding processes are certified in accordance with ISO 3834-2.

3 Rigorous testing. Fork heels and welds are subjected to full MPI crack-testing on all welds and the heel area by certificated operatives.

4 Full part traceability. Each fork is stamped with manufacturer's identification, specified capacity and load center, week of manufacture and production works order number.

5 Standards-compliance. All forks are guaranteed to meet or exceed national compliance requirements (such as ISO2328 and ISO2330 and ANSI ITSDF B56.11.4) with regards to mounting details, load-fatigue and impact tests.



FORK SELECTOR

Use our handy fork selector at www.starindustries.com/fork-selector

SPECIFICATIONS

[Inquire for other sizes](#)

Model	Description	Capacity Lbs	Empty Weight
F136x4x36CL1	Forks 1.36" x4" X 36" CL1	2000 lbs	80 lbs
F136x4x42CL1	Forks 1.36" x4" X 42" CL1	2000 lbs	86 lbs
F2X2X48CL2	Forks Class II 2x2x48 each	2,090 lbs	84 lbs
F15X4X42CL2	Class II Pallet Forks 1.5"x4"x42"	5,500 lbs	194 lbs
F15X4X48CL2	Class II Pallet Forks 1.5"x4"x48"	5,500 lbs	214 lbs
F175X4X48CL2	Forks Class II 1.75"x4"x48" set of 2	5,500 lbs	284 lbs
F175X4X60CL2	Forks Class II 1.75x4x60 set of 2	5,500 lbs	340 lbs
F175X4X72CL2	Forks Class II 1.75x4x72 set of 2	5,500 lbs	422 lbs
F175X4X96CL2	Forks Class II 1.75x4x96 set of 2	5,500 lbs	542 lbs
F2X2X48CL3	Forks Class III 2x2x48 each	2,090 lbs	91 lbs
F2X5X48CL3	Forks Class III 2x5x48 set of 2	10,000 lbs	336 lbs
F2X5X60CL3	Forks Class III 2x5x60 set of 2	10,000 lbs	400 lbs
F2X5X72CL3	Forks Class III 2"x5"x72" set of 2	10,000 lbs	468 lbs
F2X5X96CL3	Forks Class III 2"x5"x96" set of 2	10,000 lbs	618 lbs
F225X6X48CL4	Forks Class IV 2.25"x6"x48" Set of 2	17,500 lbs	566 lbs
F225X6X60CL4	Forks Class IV 2.25"x6"x60" Set of 2	17,500 lbs	662 lbs
F225X6X72CL4	Forks Class IV 2.25"x6"x72" Set of 2	17,500 lbs	754 lbs
F225X6X96CL4	Forks Class IV 2.25"x6"x96" Set of 2	17,500 lbs	944 lbs
F2X6X48CL4	Forks Class IV 2x6x48 set of 2	12,600 lbs	470 lbs
F2X6X60CL4	Forks Class IV 2x6x60 set of 2	12,600 lbs	548 lbs
F2X6X72CL4	Forks Class IV 2"x6"x72" set of 2	12,600 lbs	628 lbs



CRANE FORKS

FORKS

Transform your crane into a forklift. This easy-attach assembly needs no cables or pulleys, and the adjustable stop accepts 36", 40" and 48" pallets.

- ➔ Convenient built-in vertical post handles to guide forks into load
- ➔ Self-shifting (spring-loaded) load-leveling pickup trolley keeps forks level when empty and maintains payload center of gravity

SPECIFICATIONS

Crane Fork Frame not sold without a set of tines. Two tine styles available.

Model (Frame only)	Description	Weight
660	King Post Frame with backstop. Select tines from below.	300 lbs

Model (Tines only)	Description	Capacity	Weight
660-01	General Purpose. Set of 2 forged forks (1 1/2" x 4" x 46")	6,000 lbs	188 lbs
660-02	Block. Set of 6 forged forks (1 1/2" x 2" x 47")	6,000 lbs	258 lbs

FEATURES

- ➔ Trolley accommodates up to a 5-ton hook
- ➔ King post adjusts for load heights from 48" to 68"
- ➔ Adjustable stop accept 36", 40" & 48" pallets
- ➔ 40" wide backstop helps stabilize load
- ➔ Forks spread up 40" wide (out-to-out)
- ➔ A minimum load of 1,500 to 1,750 lbs is required for proper trolley operation

GENERAL PURPOSE TINES

These forks are the best choice for handling a wide variety of materials. The 46" long forks are ideal for standard 48" pallets.

BLOCK TINES

These forks can be used with other materials including brick (just slide the forks together), but are especially adapted for use with cubed or banded block.




HEAVY DUTY OVER-THE-BUCKET FORKS

FORKS


Add the versatility of a forklift to your loader with Star Industries Over-the-Bucket Forks. Featuring adjustable tine spacing that fit buckets with or without teeth and that can be used on multiple loaders.

- ➔ Forged from one piece of premium-grade carbon-steel
- ➔ Come with standard 3/4-inch brackets
- ➔ You can install and remove the forks without leaving the operator's seat



ADD AND REMOVE FORKS FROM THE COMFORT OF THE OPERATOR'S SEAT

- 1 Roll bucket forward
- 2 Engage free-standing forks with brackets
- 3 Roll bucket back to level forks



SPECIFICATIONS

OVER-THE-BUCKET TINES ONLY

Set of two 1½" x 4" x 42" Tines. 5500 lbs cap. per pair

Model	Description	Fork Back Height	Weight
LBA170-36	Fits vertical bucket openings up to 36"	43"	285 lbs
LBA170-42	Fits vertical bucket openings up to 42"	49"	305 lbs

OVER-THE-BUCKET TINES ONLY

Set of two 1¾" x 4" x 48" Tines. 6900 lbs cap. per pair

Model	Description	Fork Back Height	Weight
LBA180-36	Fits vertical bucket openings up to 36"	43"	346 lbs
LBA180-42	Fits vertical bucket openings up to 42"	49"	375 lbs
LBA180-48	Fits vertical bucket openings up to 48"	55"	395 lbs
LBA180-54	Fits vertical bucket openings up to 54"	61"	420 lbs

BRACKETS ONLY

Model	Description	Weight
LBA170B	Set of 3 "Universal-Fit" weld-on brackets required for LBA170 and LBA180	40 lbs

SHAFT ONLY

Model	Description	Weight
LBA170-02	Shaft 2" x 80" solid steel shaft with retainers required for LBA 170 and 180	70 lbs





Heavy Duty Model



Safe and easy "two-step" operator access

FORKS & FRAMES

FORKS

Turn your loader into a forklift with a Star Industries Fork Frame. Heavy-duty, Economy and Mini Fork frames are available for ITA style forks.



Economy Model



Mini Model

- ➔ Universal Quick-Tach
- ➔ Big load capacities
- ➔ All welded steel construction
- ➔ ITA style forks lock into position and can't swing out when loads are dumped

FEATURES

- Heavy Duty Model 110WT-ITA**
 - ➔ Extra heavy duty: toughest on the market
 - ➔ Machined ITA Fork Carriage Bars
 - ➔ Big 5,500 lb. Load Capacity
- Economy Model 110EC-ITA**
 - ➔ Great quality — low cost
 - ➔ Gives a clear view of forks
 - ➔ 3,700 lbs Load Capacity

SPECIFICATIONS

Fork frames and Forks sold separately

Frame Model	Description	Capacity	Weight	Width	Height
110EC-ITA	Economy ITA Style Fork frame	3,700 lbs	157 lbs	30.5"	27.5"
110WT-ITA	Heavy Duty Walk Through ITA Style Fork Frame	5,500 lbs	268 lbs	46"	35"

Fork Model	Style	No. of Forks	Fork Dimensions	Capacity	Weight
F15x4x42CL2	Pallet	Set of 2	1½" x 4" x 42"	5,500 lbs	194 lbs
F15x4x48CL2	Pallet	Set of 2	1½" x 4" x 48"	5,500 lbs	214 lbs

MINI SKID-STEER FORKS & FRAMES

Model	Fits	Capacity	Class	Width	Height
110-MINI-ITA	Dingo, Ditchwitch, Vermeer, Boxer, Ramrod	2,800 lbs	ITA Class 1	30.5"	27.5"
110-MINIBC-ITA	Mini Bobcat	2,800 lbs	ITA Class 1	30.5"	27.5"

Fork Model	Fork Size	Capacity	Class	Load Center
F136x4x36CL1	1.36"x4"x36"	3,740 lbs per pair	ITA Class 1	24" load center
F136x4x42CL1	1.36"x4"x42"	3,740 lbs per pair	ITA Class 1	24" load center



FORK EXTENSIONS

FORKS

Get more fork under bulky and awkward loads with a Star Industries Fork Extension. Install or remove in just seconds.

- ➔ Perfect for bulky loads
- ➔ Extend your fork length to 72"
- ➔ One operator can add and remove extendable fork in seconds

CUSTOM FORKS

FORKS

We also offer forks customized to meet your particular needs. Special orders of custom forks can be manufactured and delivered in 4-6 weeks in most cases. Special designs include: "off-set" forks; radiused and champhered blades; and "peek-a-boo" backs for increased operator visibility.

SPECIFICATIONS

Model	Overall length	Fits Forks	Weight per set
1664	72"	4" x 48"	120 lbs
1665	72"	5" x 48"	140 lbs
1666	72"	6" x 48"	160 lbs

FEATURES

- ➔ Overall length of fork extension must not exceed 150% of fork length
- ➔ Inside width of fork extension must not be more than 1/2" wider than fork
- ➔ Do not pick up load with tip of fork extensions
- ➔ Forklift capacity is substantially reduced when center of load is moved out beyond standard 2' load center
- ➔ Load must be centered on fork extensions or closer to the backstop

CUSTOMIZABLE FEATURES

- ➔ Bevels
- ➔ Tapers
- ➔ Tip profile
- ➔ Holes
- ➔ Wear pad
- ➔ Length
- ➔ Back height
- ➔ Lugs
- ➔ Holes
- ➔ Negative drop
- ➔ Eye
- ➔ Clips
- ➔ Inverted
- ➔ Rubber backing or gypsum

HEAVY DUTY SPREADER BAR



07

CRANE ATTACHMENTS

YOU MAY ALSO BE INTERESTED IN:

Wire Mesh Handler	32
Crane Forks	76



CRANE LIFT BOX

CRANE ATTACHMENTS

Lift or lower supplies, materials and small equipment with a Star Industries Crane Lift Box. The box is engineered from strong 10-gauge steel and four-point lift eyes to carry a massive 4,000 lbs in weight.

- Crane Lifting Eyes provide a safe 4-point pick up (Rigging NIC)
- Comes standard with fork pockets to allow for easy handling with a forklift
- Engineered to carry up to 4,000 lbs

SPECIFICATIONS

Model	Model 1454 (2' deep)	Model 1455 (3' deep)
Dimensions	57"L x 51"W x 27 3/8"H	57"L x 52"W x 39 3/16"H
Capacity	1.2 cuyd	1.75 cuyd
Max. Load Capacity	4,000 lbs	4,000 lbs
Fork Pocket ID	3 1/8"H x 8 1/4"W	3 1/8"H x 8 1/4"W
Spaced on Center	31.5"	31.5"
Empty Weight	465 lbs	625 lbs

FEATURES

- Strong 10-gauge steel shell tub is heavily reinforced with 1/4" angle
- Rugged heavy-duty construction for long-term durability
- Rigging components available

RIGGING REQUIREMENTS:

Rigging for the Models 1454 and 1455 Crane Lift Boxes are not included. The rigging must have load ratings that equal or exceed the rated load capacity of the Crane Lift Box plus its empty weight. Screw pin anchor shackles are recommended to attach slings to the trash skip. We can supply the rigging if needed.



To dump the skip, the two forward slings are disconnected from the lifting eyes with the lifting line slack. The skip is then lifted with the rear slings still connected, effectively dumping the load from the sloped end.

TRASH SKIPS

CRANE ATTACHMENTS

The Star Industries Crane Trash Skip has plenty of capacity to handle almost any kind of trash or bulk material. Designed to be hoisted with a set of 10ft or longer cable straps it's a safe and easy way to remove 'tear off' and other construction refuse from roofs and decks.

- ➔ Constructed from heavy steel and reinforced at all stress points for long life
- ➔ Sloped skip end makes it safe and easy to discharge the load
- ➔ Available in capacities ranging from 5,000 lbs to 13,000 lbs



SPECIFICATIONS

Fork pockets available for 144613 & 144713

Model	Description	Capacity	Weight
1446B	CRANE TRASH SKIP 2'D X 4'W X 6'L - with lifting eyes	1.5 cuyd. 5,000 lbs	925 lbs
1447B	CRANE TRASH SKIP 3'D X 4'W X 6'L - with lifting eyes	2.0 cuyd. 7,000 lbs	1030 lbs
1448B	CRANE TRASH SKIP 2'D X 4'W X 8'L - with lifting eyes	2.0 cuyd. 7,000 lbs	1114 lbs
1449B	CRANE TRASH SKIP 3'D X 4'W X 8'L - with lifting eyes	2.9 cuyd. 10,000 lbs	1262 lbs
1450B	CRANE TRASH SKIP 2'D X 4'W X 10'L - with lifting eyes	2.7 cuyd. 9,000 lbs	1303 lbs
1451B	CRANE TRASH SKIP 3'D X 4'W X 10'L - with lifting eyes	3.8 cuyd. 13,000 lbs	1494 lbs

FEATURES

- ➔ Heavy 3/16" steel plate construction
- ➔ Strong 1/4" angle reinforces top edge and corners
- ➔ Rugged channel reinforces sides and bottom
- ➔ Available in six models with weight capacity up to 13,000 lbs
- ➔ Sloped skip end for easy load discharging
- ➔ Fork risers available for larger sizes
- ➔ Fork pockets available for 1446B & 1447B





HEAVY DUTY CRANE SPREADER BAR

CRANE ATTACHMENTS

A Star Industries Crane Spreader Bar for cranes is the perfect solution for handling long and awkward material that tends to bend. It's great for handling rebar cages as well as beams, trusses, metal roofing and siding.

- ➔ Choice of 4 crane spreader bar options
- ➔ Use crane spreader bars with rough terrain forklifts, either straight mast or extendable reach that accept forks 7" wide x 2½" thick
- ➔ Holes in top of crane plate allows the spreader bar to be suspended from a crane
- ➔ Purchase the length you need now, then purchase additional sections later when job requirements call for a different length

SPECIFICATIONS

Model	Type	Size	Capacity	Weight
1142	Fixed length	6'	10,000 lbs	220 lbs
1177A	Fixed length	12'	20,000 lbs	725 lbs
1150A	Adjustable	8 to 12'	8,000 / 6,400 / 5,000 lbs	534 lbs
1160A	Adjustable	12 to 20'	16,800 / 11,200 / 8,000 lbs	1,140 lbs

1130A SERIES EXPANDABLE CRANE SPREADER BARS

Model	Size	Capacity (Using 2 end hooks or all 3)	Capacity (Using center hook alone)	Empty Weight	Section Used (1-12' plus)
1130A-12	12'	20,000 lbs	10,000 lbs	1,090 lbs	0
1130A-18	18'	18,000 lbs	10,000 lbs	1,616 lbs	2 - 3'
1130A-24	24'	15,000 lbs	10,000 lbs	1,996 lbs	2 - 6'
1130A-28	28'	10,000 lbs	10,000 lbs	2,240 lbs	2 - 8'
1130A-30	30'	9,000 lbs	10,000 lbs	2,517 lbs	2 - 6' + 2 - 3'
1130A-32	32'	9,000 lbs	10,000 lbs	2,491 lbs	2 - 10'
1130A-34	34'	9,000 lbs	10,000 lbs	2,767 lbs	2 - 8' + 2 - 3'
1130A-36	36'	8,000 lbs	10,000 lbs	2,739 lbs	2 - 12'



CONCRETE BUCKET

CRANE ATTACHMENTS

The Star Industries 1500 Series of concrete buckets is designed with a reduced height, to make filling from a redi-mix truck easier. It's ideal for batching. These buckets are ingeniously engineered to be attached to various types of equipment, such as cranes, excavators, or forklifts, allowing for easy transportation and placement of concrete.

- ➔ Reduced height for easy filling
- ➔ Center and side-chute unloading/pouring
- ➔ Multiple capacities available
- ➔ Operate via forklift or crane

SPECIFICATIONS

Chute is standard on all models. Fork attachment includes a 6' 6" rubber hose.

Model	Capacity (CuYd)	Capacity (Lbs)	Height (A)	Width (B)	Base Ring (C)	Weight (Lbs)
1510	1.0	4586	44	49	30	298
1520	1.3	5732	51	49	30	331
1530	2.0	8598	71	49	30	507
1510FP	Fork attachment for Model 1510					
1520FP	Fork attachment for Model 1520					

WHY THE 1500 SERIES CONCRETE BUCKET IS A 'MUST-HAVE' FOR ANY CONSTRUCTION SITE

1 Center and side unloading.
The 1500 Series comes with a detachable side chute for flexible and precise concrete delivery to even hard-to-reach areas.

2 Multiple sizes.
The 1500 Series is available in different sizes with 1.0, 1.3 and 2.0 cubic yard capacities strength of 825 Mpa.

3 Regulation-conforming.
The 1500 Series is built to meet or exceed the regulations of ASME and come with the required labels, certificates and user and maintenance manual.

4 One-year warranty.
1500 Series is covered by a one-year warranty.

5 Simple design.
A large lever operates two springs that open and close the discharge valve for efficient material flow and automatic gate closing.

6 Forklift adapter.
Crane or Forklift Combo can be easily added by the optional forklift attachment allowing you to easily use any forklift.

HEAVY DUTY MORTAR TUBS



08

MASONRY

BUY 10 OR MORE CARTS
AND GET YOUR COMPANY NAME
ADDED AT NO EXTRA COST!

ROUGH TERRAIN BRICK AND BLOCK CARTS

MASONRY

Move bricks and blocks around the job site safely and securely with a Star Industries Rough Terrain Brick & Block Cart. The heavy-duty axle with roller bearings and high-float tires allows the cart to effortlessly wheel over the toughest of terrains. The cart can accommodate any banded brick or block package.



- ➔ Carries any banded brick or block package
- ➔ 1" diameter heavy-duty axle and roller bearings
- ➔ 4-ply wide high-float tires for rough terrain
- ➔ Made extra tough to last

SPECIFICATIONS

Model	Rough Terrain Brick Cart 202B	Deluxe Rough Terrain Brick & Block Cart 203B
Tilt Cap	600 lbs	1,000 lbs
Overall width	29"	29"
Weight	115 lbs	140 lbs
Forks included	One pair 15" forks and one pair 8" forks	One pair 15" forks and one pair 8" forks

FEATURES

- ➔ Suitable for any banded brick or block package
- ➔ Heavy-duty 1" dia. axel with roller bearings
- ➔ 4-ply wide high-float tyres
- ➔ Deluxe Rough Terrain Brick & Block Cart includes extra fork adjustment holes to accommodate banded block packages and spring-loaded positioning wheels



HEAVY DUTY MORTAR BUGGIES

MASONRY

Move more mortar around the job site faster with a Star Industries Heavy Duty Mortar Buggy. The buggy features 8" high-strength poly wheels for heavy loads and sloped ends for easy shovelling.

- ➔ Durable 10-gauge steel construction
- ➔ Bolted-on heavy duty casters
- ➔ Top edge of tub channel formed for strength



SPECIFICATIONS

Model	Dimensions	Capacity	Weight
105	23½"W x 28"H x 50½"L	6 cuft	165 lbs
106	27½"W x 31¾"H x 54"L	10 cuft	200 lbs

FEATURES

- ➔ 2" x 8" high-strength poly wheels
- ➔ Big 1⅞" dia. tubular steel handle
- ➔ Both ends sloped for easy shovelling



HEAVY DUTY MORTAR TUBS

MASONRY

Use your forklift to move up to 10 cuft of mortar around the job site with a Star Industries Heavy Duty Forklift Mortar Tub. One end is sloped for easy shovelling of mortar.

- Durable 10-gauge steel construction
- Continuous welded seams
- Reinforced corners
- One end sloped for easy shovelling

SPECIFICATIONS

Model	Dimensions	Capacity	Weight
102	24"W x 22"H x 48"L	10 cuft	158 lbs
103	24"W x 22"H x 32"L	6 cuft	121 lbs



TRAILER SPOTTER

09

STORAGE & HANDLING SOLUTIONS

YOU MAY ALSO BE INTERESTED IN:

Lift-N-Tow	20
Load-N-Tow	22
Safety Loading Platform	24



Model 916 holds up to 6 hammers

HYDRAULIC HAMMER PALLET

STORAGE & HANDLING SOLUTIONS

Keep your hydraulic hammers organized and protected from damage with a Star Industries Hydraulic Hammer Pallet. Holds up to six hammers and they can be easily loaded and unloaded with a skid-steer or mini-excavator.



Model 915 holds 1 hammer

- ➔ Protect your hammers from accidental damage
- ➔ Load and unload with skid-steer or mini-excavator
- ➔ Heavy-duty steel construction for long-term durability



RAMMER STAND

STORAGE & HANDLING SOLUTIONS

Store your rammers securely and safely with a Star Industries Rammer Stand. Bolt multiple stands together for the perfect storage solution for any space. Store rammers in a straight line along a wall. Bolt them back-to-back to form a square pallet or fit them in an empty corner of your yard.



- ➔ Keep rammers upright and secure
- ➔ Welded all-steel construction for long-term durability
- ➔ Free standing: no need to anchor to the ground

SPECIFICATIONS

Model	Empty Weight	Capacity	Accepts
916	1,175 lbs	Holds up to 6 hammers with mounting frames	Hammers with up to 3" diameter moil points
915	175 lbs	Single hammer stand	Hammer with up to 3.5" diameter moil points

SPECIFICATIONS

Model	Capacity	Dimensions	Empty Weight	Configuration
925	Each stand holds 3 rammers	30"L x 47 1/4"W	125 lbs	Use each unit as an independent pallet or bolt multiple units together



SCAFFOLD TRANSPORT PALLET

STORAGE & HANDLING SOLUTIONS

Handling is one of the biggest costs in scaffold rental. Now you can slash countless hours loading, unloading and reloading with a Star Industries scaffold transport pallet. Plus, you have the perfect compact storage unit for difficult-to-stack scaffold that you can easily reposition with a forklift when scaffold is in the rental yard waiting for the next job.

- ➔ Load scaffold into the pallet once at rental yard & deliver the loaded pallet to the job site
- ➔ The contractor unloads the scaffold at the job site and when the job is done, repacks the scaffold pallet
- ➔ You pick up the loaded pallet, ready to ship to the next job

PAVER BREAKING PALLET

STORAGE & HANDLING SOLUTIONS

Keep your paving breakers andmoil points protected and secure all in the one place with a Star Industries Paving Breaker Pallet. The Pallet can store 10 breakers and 64 moils (8 moils per cylinder).

- ➔ Keep breakers and moils upright and secure
- ➔ Welded all-steel construction for long-term durability
- ➔ Easily move with a forklift
- ➔ Casters optional

FEATURES

- ➔ Model 931 holds 25 frames and braces 6ft x 5.5ft x 5.75ft (h)
- ➔ Features fork loops for proper fork placement when loading pallet onto a truck with a forklift
- ➔ Two anchor points for securing scaffold with strap for transportation
- ➔ Expanded metal deck for sure footing
- ➔ Empty weight 950 lbs
- ➔ Requires 48" or longer forks and 48" or wider carriage
- ➔ Picked up from brace side
- ➔ Brace basket and scaffold pins removable for shipping

SPECIFICATIONS

Model	Dimensions	Empty Weight	Capacity	Accepts
920	59.5"L 29.5"W	322 lbs	Stores 10 breakers and up to 64 moil points	Hammers that use 1" or 1.25" steel






EXCAVATOR BUCKET RACK

STORAGE & HANDLING SOLUTIONS

Keep your buckets organized and off-the-ground with a Star Industries Excavator Bucket Rack. Buckets store in an upright position for easy excavator attachment. Perfect solution to keep buckets from freezing to the ground in inclement weather.

- ➔ 2.375" diameter thick tubes set on a 15-degree slope for bucket drainage
- ➔ Racks easily bolt together for unlimited storage
- ➔ Bucket teeth or blade 'locks in' between lower and upper tube for added safety
- ➔ Stores six — 12" buckets per level
- ➔ Available in 1, 2 or 3 level models



AUGER RACKS

STORAGE & HANDLING SOLUTIONS

Keep your augers organized and safely stored with a Star Industries Auger Storage Rack. The unique 'Drop-N-Go' design stores with the coupler up, allowing your skid steer or mini excavator to place the auger directly on the pallet eliminating the need for manual handling. The 'Teeth Up' design allows for augers up to 28" in diameter, easily maintain the bits and move the loaded rack with a forklift.

- ➔ Unique "Drop-N-Go" design allows your skid-steer or mini-excavator to place the auger directly on the Drop-N-Go Auger Pallet eliminating the heavy handling by hand.
- ➔ Stores Augers with all size couplers
- ➔ Individual safety chains secure augers to the pallet
- ➔ Two types to choose from: Teeth Up and Couplers Down
- ➔ Stores augers of various sizes
- ➔ Protects augers from accidental damage and operators from handling injuries

SPECIFICATIONS

Model	Dimensions	Construction	Empty Weight
910B	84"W x 35", 62" or 96"	Heavy steel with 2.375" diameter tubes	Varies

SPECIFICATIONS

Model	Capacity	Quantity per rack
160A-16 Drop-N-Go Auger Rack	48" tall augers	10 augers
160A-16-42 Drop-N-Go Auger Rack	42" tall augers	10 augers
160A-18 Single Sided Auger Rack	48" tall augers	8 augers
160A-18-42 Single Sided Auger Rack	42" tall augers	8 augers





Fork Rack:
Model SF101
Shaft Mounted Forks



Fork Rack:
Model SF102-ITA
ITA Forks

FORK RACKS — STORAGE PALLETS

STORAGE & HANDLING SOLUTIONS

Keep forks organized, off-the-ground and safe from damage with a Star Industries Fork Storage Pallet. The innovative pallet design eliminates the heavy lifting of forks and makes it simple to remove, store and re-attach forks.



Fork Rack:
Model SF101
Shaft Mounted Forks


- ➔ Keeps forks organized and easy to locate
- ➔ Protects forks from accidental damage and operators from handling injuries
- ➔ Unique multiple roller design makes it easy to slide forks in and out of pallet
- ➔ Accepts forks up to 3" thick and 96" long

SPECIFICATIONS

Model	Fork Storage	Accepts Fork size	Overall Length	Overall Width	Empty Weight
SF102-ITA (for ITA forks)	6 pairs	Up to 96"L and 2.75" thick	89.5"	34"	475 lbs
SF101	9 pairs	Up to 96"L and 3" thick	78"	36"	350 lbs

FEATURES

- ➔ Front retaining bar keeps forks from falling sideways
- ➔ Safety chain secures forks to pallet
- ➔ Heavy-duty construction fabricated from ½" plate and heavy wall tubing



Fork Rack:
Model SF102-ITA
ITA Forks



LOADER & FORKLIFT BUCKET RACKS

STORAGE & HANDLING SOLUTIONS

Keep your buckets organized and safely stored with a Star Industries Loader and Forklift Bucket Rack. The upper arms slope for rain drainage and multiple racks can be connected for increased bucket storage and rack stability.

- ➔ 1,200 lbs rated capacity on upper bucket arms and no weight restriction on the bottom arms
- ➔ Several configuration options: single and double-sided racks from 2 to 6 or more buckets



SPECIFICATIONS

Model	Description	Max Load Capacity	Empty Weight
902	Two level skid-steer and forklift bucket rack	2 buckets	490 lbs
904	Double two level skid-steer and forklift bucket rack	4 buckets	785 lbs
906	Double three level skid-steer and forklift bucket rack	6 buckets	936 lbs

FEATURES

- ➔ Bucket racks can be connected together to maintain spacing and added stability
- ➔ Built-to-last with rugged, heavy-duty construction



TRAILER SPOTTER

STORAGE & HANDLING SOLUTIONS

Most rental yards rent trailers and trailer mounted equipment but not all have forklifts to move equipment. The Star Industries Trailer Spotter mounted to your skid-steer loader solves that problem and makes moving trailers and equipment easy.

- ➔ Simply unhook the bucket and attach to the Trailer Spotter
- ➔ Designed to set upright so the operator never has to get off the loader
- ➔ Built strong to handle big loads and take heaps of punishment


SPECIFICATIONS

Universal Skid-Steer Mounting Plate — Fits all modern full-size skid-steers.
Standard 2" Square Trailer Hitch Receiver — for Optional Hitch Adapters

Maximum Tongue Weight / Vertical Lift Capacity		Maximum Gross Towing Weight		
2,000 lbs		10,000 lbs		
Model	Width	Overall Length w/o Hitch Adapter	Overall Length w/ optional Combo Hitch Adapter	Height
155	45"	29"	39"	19.5"

FEATURES

- ➔ Includes a standard 2" square trailer hitch receiver — the same receiver on the back of most pickup trucks
- ➔ Receiver accepts hitch adapters with balls, pintle hitch or combo hitch making it easy to move any trailer mounted equipment
- ➔ Also great for suspended loads (simply run a chain or strap behind the ball or through the pintle hitch)



FORK MOVER

STORAGE & HANDLING SOLUTIONS

Don't risk heavy awkward lifts when moving forks. Use the right tool for the job. Critical to everyone's job is working in a safe, efficient manner. Welcome to the Star Industries Fork Mover which allows you to safely pick, move and install ITA and Shaft Mount forks.

- ➔ Designed to work in conjunction with the Star Industries 1390B — Lift-N-Tow
- ➔ ITA and Shaft Mount Compatible
- ➔ Pick up forks from either direction
- ➔ Universal 2" Receiver Mount
- ➔ Light weight and rugged design

FEATURES

- ➔ Installs in any 2" receiver and especially made to work with the Star Industries Lift-n-Tow.
- ➔ Pick up forks from either the fork tips or the back by using a one-man operation.
- ➔ Easily maneuver heavy shaft mount forks in front of a telehandler carriage with precision and efficiency.



STAR PARTS

EFFECTIVE MARCH 2022



AUGER

Model	Description	Fits	Weight
Replacement Teeth & Pilots for HDSF & HD Augers			
160A-T04	Drive-In Flat Tooth		
160A-T04HF	Drive-In Hard Faced Flat Tooth		
160A-T09	Drive-In Gauge Tooth		
160A-T09HF	Drive-In Hard Faced Gauge Tooth		
160A-T08	Rubber Clip Lock for Drive in Teeth		
160A-SB45	4.5" Wide Bolt-On Pilot		
160A-SB45HF	4.5" Wide Hard Faced Bolt-On Pilot		
Replacement Teeth & Pilots for Rock Augers			
160A-T10	Carbide Bullet Tooth		
160A-11207	Replacement 0.765 Forged Bullet Tooth Pocket		
160A-112000	Bullet Tooth Puller		
160A-BT500S	Bolt-On Bullet Tooth Rock Pilot (includes teeth)		
160A-P04	Screw In Bullet Tooth Rock Pilot 2 $\frac{3}{8}$ " API Sub (old style)		
Replacement Teeth & Pilots for (Old Style) Dirt			
160A-T01	Bolt-On Flat Tooth		
160A-T02	Bolt-On Hard Faced Flat Tooth		
160A-T01B	$\frac{5}{8}$ " x 1 $\frac{1}{2}$ " Carriage Bolt		
160A-T01N	$\frac{5}{8}$ "- 11 Two Way Lock Nut		
160A-SB45	4.5" Wide Bolt-On Pilot		
Auger Parts			
160A-112007	0.765 Carbide Bullet Tooth Pocket	Rock Auger	
160A-112042A	Replacement 2" Hex Coupler	All Augers	10
160D-113034	Housing Attachment Pin for Auger Drives 1 $\frac{1}{4}$ x 9 $\frac{1}{2}$	All Auger Drives	3.2
160D-HLP044	$\frac{3}{8}$ " Lynch Pin (2 req)	All Auger Drives	
160D-112452	Output Shaft Seal for Auger Drive	160D 1020 / 1530 / 2035 w/ Omni GB	0.5

CRANE

Model	Description	Model	Description
660-A	Upper Section Complete	660-21	Hex Head Screw - m10x35
660-12	Trolley Slide	660-22	Left Slide Rail
660-13	Trolley Slide Wear Pads	660-23	Right Slide Rail
660-14	Grease Zerks	660-24	Locking Screw - M8x16
660-15	Trolley Pin Assy	660-25	Trolley Stop Pin
660-151	Trolley Pin	660-251	Hairpin For Trolley Stop Pin
660-152	Cotter Pins	660-B	Lower Section Assy
660-153	Trolley Pin Washers	660-33	Tine T-Bolt
660-16	Trolley Pick Ring	660-34	End Plate
660-17	Spring Guide Tube	660-341	End Plate Screw
660-18	Compression Springs	660-35	King Post Pin w/ Locking Ring
660-19	Upper Arm Cover Plate	660-351	King Post Pin Only
660-20	Hex Head Screw - m10x25	660-352	Locking Ring Only

FORKLIFT

Model	Description	Fits	Weight
Weld-On Blade — Plain No Holes			
D40488	Blade. Sgl BVL FC $\frac{3}{4}$ " x 6" x 62 $\frac{3}{8}$ " no holes	60" I.D. BUCKET	71 lbs
D12124	Blade. Sgl BVL FC $\frac{3}{4}$ " x 6" x 74 $\frac{7}{8}$ " no holes	72" I.D. BUCKET	85 lbs
D14880	Blade. Sgl BVL FC $\frac{3}{4}$ " x 6" x 98 $\frac{3}{8}$ " no holes	95" I.D. BUCKET	110 lbs
Weld-On Punched Blade — w/ Holes 6" On Center			
D42650	Blade. Sgl Bvl FC $\frac{3}{4}$ " x 6" x 62 $\frac{3}{8}$ " w/10 holes	60" I.D. BUCKET	70 lbs
D12308	Blade. Sgl BVL FC $\frac{3}{4}$ " x 6" x 74 $\frac{7}{8}$ " w/12 holes	72" I.D. BUCKET	82 lbs
D15994	Blade. Sgl Bvl FC $\frac{3}{4}$ " x 6" x 97" w/16 holes	95" I.D. BUCKET	110 lbs
Bolt-On-Blade (Fasteners Included)			
BOB60	Blade. Dbl Bvl FC $\frac{5}{8}$ " x 8" x 62 $\frac{3}{8}$ " w/10 holes	60" I.D. BUCKET	79 lbs
BOB66	Blade. Dbl Bvl FC $\frac{5}{8}$ " x 8" x 66 $\frac{3}{8}$ " w/11 holes	66" I.D. BUCKET	86 lbs
BOB72	Blade. Dbl Bvl FC $\frac{5}{8}$ " x 8" x 74 $\frac{7}{8}$ " w/12 holes	72" I.D. BUCKET	94 lbs
BOB95	Blade. Dbl Bvl FC $\frac{5}{8}$ " x 8" x 97" w/16 holes	95" I.D. BUCKET	125 lbs
BOB-01	Plow Bolt 2 $\frac{1}{2}$ " x $\frac{3}{8}$ " w/ $\frac{5}{16}$ " Hex Nylon Locking Nut		0.3 lbs
Fork Parts (Specify Fork Manufacturer when Ordering)			
F001-CL2	Locking Pin Assy for ITA Class 2 Forks		0.6 lbs
F001-CL3	Locking Pin Assy for ITA Class 3 Forks		0.6 lbs
F001-CL4	Locking Pin Assy for ITA Class Forks		0.6 lbs
Fork Retaining Pins for Slip-On-Fork Attachments			
1000-0100	9 $\frac{1}{2}$ " x $\frac{3}{4}$ " Locking Pin w/Chain	Old Style	2 lbs
1000-0101	6 $\frac{3}{4}$ " x $\frac{3}{4}$ " Locking Pin w/Chain	1664 Frk Extns	2 lbs
1000-0102	7 $\frac{3}{4}$ " x $\frac{3}{4}$ " Locking Pin w/Chain	1665 Frk Extns	2 lbs
1000-0103	8 $\frac{3}{4}$ " x $\frac{3}{4}$ " Locking Pin w/Chain	1666 Frk Extns	2 lbs

FORKLIFT (CONTD.)

Model	Description	Fits	Weight
1000-0108	10 $\frac{1}{4}$ " x 1" Locking Pin (Single) w/Chain	8" wide Frk Pkts	3 lbs
1000-0108DBL	Dual 10 $\frac{1}{4}$ " x 1" Locking Pins w/Chain	8" wide Frk Pkts	5.2 lbs
1000-0111DBL	Dual 11 $\frac{1}{4}$ " x 1" Locking Pins w/Chain	10" wide Frk Pkts	5.5 lbs
1000-0109	Hair Pin 3 $\frac{1}{2}$ " x .177" dia.		0.5 lbs
Safety Work Platform Parts — C & G Series Only			
1210C-071	Top Rail for 1210C - 113"	1210C / 1210G	19 lbs
1210C-072	Mid Rail for 1210C- 55.75"	1210C / 1210G	7 lbs
1208C-071	Top Rail for 1208C - 91.5"	1208C / 1208G	17 lbs
1208C-072	Mid Rail for 1208C	1208C / 1208G	6 lbs
1206C-071	Top Rail for 1206C	1206C / 1206G	14 lbs
1206C-072	Mid Rail for 1206C	1206C / 1206G	6 lbs
1204C-071	Top Rail for 1204C	1204C / 1204G	12 lbs
1204C-072	Mid Rail for 1204C	1204C / 1204G	5 lbs
1200C-0011	SWP C Series Gate Latch Spring	All C & G Models	
1200C-0020A	C Series Center Post	All C & G Models	8 lbs
1200C-0036	Mid Rail Backing Plate	All C & G Models	0.25 lbs
1200C-051	Hinge Side Gate Post Assy (NIC Hinges)	All C & G Models	15 lbs
1200C-052	Latch Side Gate Post Assy	All C & G Models	15 lbs
1200C-053	Gate Complete (NIC Hinges) SWP C series	All C & G Models	17 lbs
1200C-104804	Spring Gate Hinge w/Attachment Hardware each	All C & G Models	0.5 lbs
1200C-66544	Latch Handle for SWP C Series Gate Latch	All C & G Models	0.25 lbs
1210C-01	Guard Rail Assy Complete for 1210C & 1210G	1210C / 1210G	125 lbs
1208C-01	Guard Rail Assy Complete for 1208C & 1208G	1208C / 1208G	125 lbs
1206C-01	Guard Rail Assy Complete for 1206C & 1206G	1206C / 1206G	125 lbs
1204C-01	Guard Rail Assy Complete for 1204C & 1204G	1204C / 1204G	120 lbs
HD Jib Parts			
1360-06	Spring Action Pin Set for HD Jib	1340 / 1360(B)	2 lbs
Self Dumping Hopper Parts			
1800-10A	Latch Assy with 16" Handle (Does not include Hook Assy welded to back of hopper)	1805 thru 1820	14 lbs
1800-11A	16" Latch Handle only	1805 thru 1820	13 lbs
1800-10B	Latch Assy with 22" Handle (Does not include Hook Assy welded to back of hopper)	1825 thru 1850	15 lbs
1800-11B	22" Latch Handle Only	1825 thru 1850	15 lbs
1800-12	Flipper Latch Lock Weldment	All	2 lbs
1800-12A	Latch Bracket (2 required)	All	3 lbs
1800-13	Latch Spring, 1.095OD x 6	All	
1800-14	Hook Assembly (Welds to back of hopper)	All	
1800-461AO	Rocker Weldmnt w/Rker Pins	1805N & 1810	16 lbs
1800-1282AO	Rocker Weldmnt w/Rker Pins	1815 thru 1825	18 lbs
1800-C324	Replacement Rocker Pins (8 required per side)	All	0.25 lbs

Model	Description	Fits	Weight
Safety Chain Components			
1000-0203	$\frac{5}{16}$ " Grade 100 Plain Finish Chain — per foot		3 lbs
1000-0242TL	Twist Lock Gr 80 Grab Hook for $\frac{5}{16}$ " Chain		0.93 lbs
1000-0225	$\frac{5}{16}$ " x $\frac{3}{8}$ " Double Clevis Link Gr 70 6.600 lbs Cap		0.81 lbs
1000-0112	Anchor Block for $\frac{5}{16}$ " Chain (requires welding)		0.25 lbs
1000-0115	$\frac{5}{16}$ " Safety Chain Assy — Including 36" Chain, Dbl Shackle & Locking Grab Hk		11 lbs
Hooks, Shackles, and Pintle Hitches			
1000-0233	$\frac{1}{2}$ " - 2 Ton Bolted Anchor Shackle	4,000 lbs Cap.	0.75 lbs
1000-0232	$\frac{5}{8}$ " - 3 Ton Bolted Anchor Shackle	6,000 lbs Cap	1.5 lbs
1000-0231	$\frac{3}{4}$ " - 7 Ton Bolted Anchor Shackle	14,000 lbs Cap.	3.75 lbs
1000-0234	1 $\frac{1}{2}$ " - 12 Ton Bolted Anchor Shackle	24,000 lbs Cap.	10 lbs
1000-0245	2 Ton Swvl Hook w/Latch	4,000 lbs Cap.	2.25 lbs
1000-0246BA	Replacement Latch for BA 2 ton Hook		0.20 lbs
1000-0250	3 Ton Swvl Hook w/Latch	6,000 lbs Cap	2.5 lbs
1000-0251BA	Replacement Latch for BA 3 ton Hook		0.20 lbs
1000-0260	5 Ton Swvl Hook w/Latch	10,000 lbs Cap.	5 lbs
1000-0261BA	Replacement Latch for BA 5 ton Hook		0.20 lbs
1000-0265	7 Ton Swvl Hook w/Latch	14,000 lbs Cap.	11 lbs
1000-0266BA	Replacement Latch for BA 7 ton Hook		0.25 lbs
1000-0280	Hook 11 ton swivel w/Latch	22,000 lbs Cap.	13 lbs
1000-0281BA	Replacement Latch for Yoke 11 ton Hook		0.25 lbs
1000-0305	Hitch, Pintle Hook 5 Ton Capacity	2K MVL	8 lbs
1000-0306	Hitch, Pintle Hook 8 Ton Capacity	3K MVL	10 lbs
1000-0307	Hitch, Combo w/ 2" Ball 8 Ton Capacity	3K MVL	13 lbs
1000-0308	Hitch Adapter 2.5" x 12" 8 Ton Capacity	3.5K MVL	12 lbs
1000-0309	Hitch, Pintle Hook 15 Ton Capacity	6K MVL	10 lbs
1000-0301	Hitch Pin $\frac{5}{8}$ " x 4 $\frac{1}{4}$ " with HP Cotter		0.5 lbs
1000-0109	Hair Pin 3 $\frac{1}{2}$ " X .177" dia.		

GENERAL PARTS

Model	Description	Capacity	Weight
Replacement Casters and Wheels			
1000-0501	Swivel Caster & Wheel w/Brake	each	7 lbs
1000-0505	Rigid Caster & Wheel	each	6 lbs
1000-0509	Caster Pads Set of 4 (for field installation)	set	6 lbs
1000-0507	8" Poly on Poly Wheel w/ $\frac{3}{4}$ " Roller Bearing		5 lbs
1000-0508	Axle w/ Nut for 8" Wheel		130 lbs
General Items			
1000-70111	Operator's Manual Canister 2.67 Dia		
****-05	Decal Kit for Any Attachment - Model #05		

MASONRY

Model	Description	Capacity	Weight
Brick Carts			
200-01	B/B Cart Part 8" Fork		2.5 lbs
200-02	B/B Cart Part 15" Fork		3.5 lbs
200-04	B/B Cart Part Wheel Bearing w/Retainers		0.25 lbs
200-05	B/B Cart Part Steel Axle		6 lbs
200-07	B/B Cart Part Axle Cotter Pin (1 required)		
200-08	B/B Cart Part Hand Grips Set/2		0.5 lbs
202-01	Tire, Wheel & Bearing 13" x 6.5 4" Ply Tubeless		9.5 lbs

SKID-STEER

Model	Description	Fits	Weight
Weld-On Blade - Plain No Holes			
D40488	Blade. Sgl BVL FC ¾" x 6" x 62¾" no holes	60" I.D. BUCKET	71 lbs
D12122	Blade. Sgl BVL FC ¾" x 6" x 68¾" no holes	66" I.D. BUCKET	78 lbs
D12124	Blade. Sgl BVL FC ¾" x 6" x 74¾" no holes	72" I.D. BUCKET	85 lbs
D50007	Blade. Sgl BVL FC ¾" x 6" x 80¾" no holes	78" I.D. BUCKET	92 lbs
D50009	Blade. Sgl BVL FC ¾" x 6" x 86¾" no holes	84" I.D. BUCKET	99 lbs
D14880	Blade. Sgl BVL FC ¾" x 6" x 98¾" no holes	95" I.D. BUCKET	111 lbs
Weld-On Punched Blade - w/ Holes 6" On Center			
D42650	Blade. Sgl Bvl FC ¾" x 6" x 62¾" w/10 holes	60" I.D. BUCKET	70 lbs
D12306	Blade. Sgl Bvl FC ¾" x 6" x 68¾" w/11 holes	66" I.D. BUCKET	75 lbs
D12308	Blade. Sgl BVL FC ¾" x 6" x 74¾" w/12 holes	72" I.D. BUCKET	82 lbs
D50008	Blade. Sgl BVL FC ¾" x 6" x 80¾" w/13 holes	78" I.D. BUCKET	91 lbs
D50010	Blade. Sgl BVL FC ¾" x 6" x 86¾" w/14 holes	84" I.D. BUCKET	97 lbs
D15994	Blade. Sgl Bvl FC ¾" x 6" x 97" w/16 holes	95" I.D. BUCKET	110 lbs
Bolt-On-Blade (Fasteners Included)			
BOB60	Blade. Dbl Bvl FC ¾" x 8" x 62¾" w/10 holes	60" I.D. BUCKET	79 lbs
BOB66	Blade. Dbl Bvl FC ¾" x 8" x 62¾" w/11 holes	66" I.D. BUCKET	86 lbs
BOB72	Blade. Dbl Bvl FC ¾" x 8" x 74¾" w/12 holes	72" I.D. BUCKET	94 lbs
BOB78	Blade. Dbl Bvl FC ¾" x 8" x 80¾" w/13 holes	78" I.D. BUCKET	104 lbs
BOB84	Blade. Dbl Bvl FC ¾" x 8" x 86¾" w/14 holes	84" I.D. BUCKET	111 lbs
BOB95	Blade. Dbl Bvl FC ¾" x 8" x 97" w/16 holes	95" I.D. BUCKET	125 lbs
BOB-01	Plow Bolt, 2½" x ¾" w/¾" Hex Nylon Locking Nut		

Model	Description	Fits	Weight
Bucket Teeth			
PBTA8023	2.25" Pin-On Tooth Only	SS Bkts	2.25 lbs
PBT1001	2¼" Tooth Adapter Only (Shank)	SS Bkts	4.0 lbs
PBTRP	Flex Pin Only 2.25" Pin-On Tooth	SS Bkts	0.09 lbs
PBTA140	2.25" Pin-On Tooth Assembly	SS Bkts	6.5 lbs
Grapple Parts			
170-0010	Hyd Cyl. for Root & Grapple Bkts w/1¼" Pin	DG Grapples (check year)	15 lbs
170-0011	Hyd Cylinder 2 x 10	All Models	15 lbs
170-0013DGB	Cylinder Cover for DG Grapples	Current DG Grapples	10 lbs
170-0013HDB	Cylinder Cover for all HD Grapples	Current HD Grapples	12 lbs
170-0014DG	Cylinder Rod Cover for all DG Grapples	DG Grapples	10 lbs
170-0014HD	Cylinder Rod Cover for all HD Grapples	HD Grapples	14 lbs
170-0015B	Long Pivot Pin 5¾" x 1" dia. for Cyl Tower	Current Models	2 lbs
170-0016B	Short Pivot Pin 5¾" x 1" dia.	Current Models	2 lbs
170-0015C	Long Pivot Pin 5¾" x 1.25" dia. for Cyl Tower	Current Models	2 lbs
170-0016C	Short Pivot Pin 5¾" x 1.25" dia.	Current Models	2 lbs
170-0025	Mach Hose Set of Two ¾" x 72" Hoses	All Grapples	4 lbs
1000-0028	Flat Face QD Coupler Set for ½" Fitting	All Grapples	2 lbs
170-0030	Long Hyd Cyl Hose ¾" x 41"	60/66" HD/DG Grpls	1.75 lbs
170-0031	Short Hyd Cyl Hose ¾" x 30"	60/66" HD/DG Grpls	1.5 lbs
170-0032	Long Hyd Cyl Hose ¾" x 44"	72" HD/DG Grpls	1.75 lbs
170-0033	Short Hyd Cyl Hose ¾" x 35"	72" HD/DG Grpls	1.5 lbs
170-0040	Bulkhead Tee ¾" Male JIC	Fits All Grpls	0.2 lbs
170-0045	Hyd Fitting Cover		0.5 lbs
170-0040HD	HD Root Grapple Tine Weldment	HD Root Grapples	
170-0040DG	DG Root Grapple Tine Weldment	DG Root Grapples	
175-0040HD	HD Grapple Bucket Tine Weldment	HD Grapple Bkt	
175-0040DG	DG Grapple Bucket Tine Weldment	DG Grapple Bkt	
140-52	Spring, Hyd Hose Support 9" w/ Clsd Loop	Fits All Grpls	
170-0042	Drive-In Zerk for Grapple	Fits All Grpls	

STAR INDUSTRIES LIMITED WARRANTY

5-YEAR | 2-YEAR | 1-YEAR | 6-MONTH

Star Products are warranted to the original purchaser against defective workmanship and/or materials (when properly installed, used, and maintained) for a period as specified below from date of delivery to the customer by an authorized Star Dealer or direct from Star Industries. This warranty does not cover misuse, abuse, normal wear and tear, or accidental damage.



5-YEAR WARRANTY

All Star products except as noted below (includes HD Auger Drives and most non-hydraulic products)

2-YEAR WARRANTY

Medium Duty Auger Drives

1-YEAR WARRANTY

Auger Bits and Auger Accessories (excludes auger drives), Crane Forks, Grapples, Angle Broom, Self Dumping Hoppers, Replacement Forks, and Over-the-Bucket Forks.

6-MONTH WARRANTY

Concrete Mixers



WARRANTY CLAIM NOTIFICATION

Product defects should be reported to the Star dealer from whom the product was purchased or to Star Industries **in writing promptly after discovery**. Preferably photographs showing the defect should also be provided along with a written report of circumstances involved. Warranty claims not made within 30 days after discovery of the defect shall be null and void.

WARRANTY DETERMINATION

If a warranty claim is found worthy and made within the warranty period we reserve the right at our discretion to repair existing defects or to replace it with the same or current model free of charge or to issue a credit for the reasonable cost of repair or take possession of the equipment and issue reimbursement for the calculated value.

WARRANTY PROCEDURE

Upon notification, Star Industries will determine if the product will need to be returned to Star Industries for inspection or repair or if the Star dealer or other entity can be authorized to make the repair at his location or if circumstances dictate other solutions. Dealer or other entity repairs must have prior written authorization. Reimbursement will be at the current "Star Warranty Labor Rate" and will not include reimbursement for off site travel. A Warranty Claim Form must be submitted within 45 days of warranty repair authorization to receive credit for repair. A return authorization number must be obtained from Star Industries before a product can be returned for inspection and/or warranty and that number must appear on the return shipping label. Upon inspection, Star Industries will determine if the product is defective and if so, whether it will be repaired or replaced. Repair or replacement is at the discretion of Star Industries. Transportation charges to Star Industries are not covered under

the warranty and must be prepaid by dealer or customer unless it is within the given warranty period. In which case, if evidence acceptable to Star Industries is provided that the product is defective and the return is from within the continental United States or Canada, Star will arrange for return shipment at Star Industries' expense. Products found to be defective within the given warranty period and returned to Star Industries for repair or replacement will be returned to the dealer or customer freight prepaid providing it is within the continental United States or Canada. Warranted products to be shipped outside the United States or Canada and those outside the given warranty period will be shipped freight collect. Unwarrantable products will be returned freight collect at the request of the dealer or customer, otherwise they will be destroyed.

LIMITATION OF DAMAGES

Star's obligation under this warranty shall not include costs of installation, duty, taxes or any other charges whatsoever or any liability for direct, indirect, incidental or consequential damages or delay. Star's liability for any and all losses and damage to purchaser resulting from any cause whatsoever, including negligence or breach of form of warranty, express or implied by Star, alleged damage for defective goods, irrespective of whether such defects are discoverable or latent, shall in no event exceed the purchase price of the particular goods. Products repaired or replaced under this warranty are warranted only for the remainder of the original warranty. Any improper use including operation after discovery of defective or worn parts not approved by Star or any alteration or repair by others in such manner as in Star's judgment affects the product materially and adversely shall void this warranty.

THE FOREGOING WARRANTIES ARE EXCLUSIVE AND ARE IN LIEU OF ALL OTHER WARRANTIES (WHETHER WRITTEN, ORAL OR IMPLIED) INCLUDING WARRANTIES OF MERCHANTABILITY AND WARRANTY OF FITNESS FOR A PARTICULAR PURPOSE.



INDUSTRIES

CATALOG

WWW.STARINDUSTRIES.COM

Phone 817-485-6073
Fax 817-428-6008
mail@starindustries.com

USA & Canada Toll Free:
800-541-1797

4101 Garland Drive
Fort Worth TX 76117

